



July 24, 2024

Albuquerque Bernalillo County Water Utility Authority  
Attn: Travis Peacock, P.E., Industrial Pretreatment Engineer  
4201 2<sup>nd</sup> St. SW  
Albuquerque, New Mexico 87105

RE: Semi-Annual Report  
Name: Intel Corporation  
Permit Number: 2021A  
Reporting Period: January 1, 2024 through June 30, 2024

Enclosed is Intel Corporation's Semi-Annual Report for the above stated reporting period as required in the Wastewater Discharge Permit for the facility noted above.

The following information is enclosed:

<b><u>Endorsement</u></b>	<b><u>Code</u></b>
Special Wastestream Pollutant Limitations - Cerium	CE
Cyanide Certification	CN
Average and Daily Effluent Flow Monitoring	FM6
Grease Traps, Sand Traps and Oil/Water Separators	GS
Hazardous Air Pollutants Certification	HAPS
Hazardous Substances and Pretreatment Wastes for Permit # 2021A	HZ3
2021A pH Monitoring	PH3
Reporting Certification	RC
Special Wastestream Pollutant Limitations for Permit 2021A	SWSP
Toxic Organic Management Plan Certification Statement	TC3
Self-Monitoring	SM
Source Reduction and Waste Minimization Statement	WM

**Attachments:**

- A – Intel NM Grease Trap Pumping Manifests – H1 2024
- B – SWSP and Cerium Sampling Report
- C – Site Outfall Flow Meter Calibration Records

To clarify any information submitted, please contact Lauren Gomez at (505) 794-9035, or by email at [lauren.gomez@intel.com](mailto:lauren.gomez@intel.com).

Sincerely,

Mindy Koch  
NM Site Corporate Services Manager

Enclosures

# Intel Semi-Annual Wastewater Report | 2024

---

Permit #: 2021A  
Permittee: Intel Corporation  
Address: 4100 Sara Road  
City: Rio Rancho  
State, Zip: NM, 87124-1025

## Reporting Requirements

<u>Code</u>	<u>Endorsement</u>
CE	SPECIAL WASTESTREAM POLLUTANT LIMITATIONS - CERIUM
CN	CYANIDE CERTIFICATION
FM6	AVERAGE AND DAILY EFFLUENT FLOW MONITORING
GS	GREASE TRAPS, SAND TRAPS AND OIL/WATER SEPARATORS
HAPS	HAZARDOUS AIR POLLUTANTS CERTIFICATION
HZ3	HAZARDOUS SUBSTANCES AND PRETREATMENT WASTE
PH3	2021A PH MONITORING
RC	REPORTING CERTIFICATION
SWSP	SPECIAL WASTESTREAM POLLUTANT LIMITATIONS
TC3	TOMP CERTIFICATION STATEMENT
SM	SELF-MONITORING
WM	SOURCE REDUCTION AND WASTE MINIMIZATION STATEMENT

## ENDORSEMENT CE

### SPECIAL WASTESTREAM POLLUTANT LIMITATIONS FOR PERMIT 2021A

COMPLIANCE REQUIREMENT: The concentration of Cerium in the flow through the sampling point shall not exceed that shown below:

<b>POLLUTANT</b>	<b>MAXIMUM FOR ANY 1-DAY</b>	<b>MONTHLY AVERAGE</b>	<b>MONITORING FREQUENCY</b>
Cerium	12.0 mg/L	3.0 mg/L	CY'20 Monthly CY'21 Semi-annual*

MONITORING REQUIREMENT: The Permittee is required to sample the site discharge for the above pollutants weekly (once per month) at the permitted sample point. Sample to be taken using 24-hour composite sampler and to be coordinated with Pretreatment for SWRP influent/effluent sampling.

\* Starting in January 2021, sampling will go down to semi-annually (4-day sampling event) to mirror the other special waste stream pollutants (In, Ga, Pt).

REPORTING REQUIREMENT: The Permittee is required to report monthly sample data in their Semi-Annual Report as part of the "Special Wastestream Pollutant Report".

**Semi-annual sampling for Cerium with the SWSP metals endorsement occurred from April 14<sup>th</sup> through April 17<sup>th</sup>, 2024. Semi-annual sampling results are attached (Attachment B) for reference.**

**Requirements of Endorsement CE have been met for the reporting period of this Semi-Annual Report.**

# Intel Semi-Annual Wastewater Report | 2024

## ENDORSEMENT CN

### CYANIDE CERTIFICATION

COMPLIANCE REQUIREMENT: See below.

MONITORING REQUIREMENT: None required by the Permittee.

REPORTING REQUIREMENT: The Permittee shall report either the presence or absence of Cyanide compounds on the premises during the reporting period. Example CYANIDE CERTIFICATION STATEMENTS are shown below. The Permittee shall submit the appropriate certification statement shown below with each semi-annual report submittal.

\* \* \* \*

### CYANIDE CERTIFICATION STATEMENT (CYANIDE NOT PRESENT)


I hereby certify that no cyanide compounds are stored or used on the premises at this time and that no cyanide compounds were stored or used on the premises during the current permit reporting period. I further certify that the presence of any cyanide compound on the premises shall be reported to the Industrial Waste Engineer (873-7047) within 24 hours of receipt of the compound, regardless of the intended use or disposition of the material.

Facility Name: \_\_\_\_\_  
Permit No.: \_\_\_\_\_ Date: \_\_\_\_\_  
Signature: \_\_\_\_\_ Title: \_\_\_\_\_  
Authorized Representative

\* \* \* \*

### CYANIDE CERTIFICATION STATEMENT (CYANIDE PRESENT)

I hereby certify that cyanide compounds were stored or used on the premises during the current permit reporting period.

Facility Name: Intel Corporation  
Permit No.: 2021A Date: 7/29/24  
Signature:  Title: NM Corporate Services Manager  
Authorized Representative

# Intel Semi-Annual Wastewater Report | 2024

Cyanide compounds present on the NM site during this reporting period are listed below:

Chemical Ingredient	CAS
Sodium Dichloroisocyanurate	2893-78-9
Sodium Nitroferricyanide	14402-89-2
Hexylcyanobiphenyl	41122-70-7
2-Propenoic acid, 2-methyl-, 3-cyano-hexahydro-2-oxo-3,5-methano-2H-cyclopenta[b]furan-6-yl ester, polymer with 1-cyclohexyl-1-methylethyl 2-methyl-2-propenoate, cyclohexyl 2-methyl-2-propenoate and 3,5-dihydroxytricyclo[3.3.1.1 <sup>3,7</sup> ]dec-1-yl 2-methyl-2-propenoate	929196-98-5
2-Propenoic acid, 2-methyl-, 3-cyano-hexahydro-2-oxo-3,5-methano-2H-cyclopenta[b]furan-6-yl ester, polymer with 1-ethylcyclopentyl 2-methyl-2-propenoate	1193666-36-2

**ENDORSEMENT FM6**

AVERAGE AND DAILY EFFLUENT FLOW MONITORING

COMPLIANCE REQUIREMENT: The holder of this Permit must meet the requirements of 40 CFR 403.12(e)(1), and shall submit to the Pretreatment Program, along with the semi-annual report during the months of January and July, a report which shall include a record of measured or estimated average and maximum daily flows for the reporting period of the effluent from this facility. The report shall also include a copy of this endorsement, with the relevant information filled in below.

The Pretreatment Section may allow for verifiable estimates of these flows, where justified by cost or feasibility considerations.

MONITORING REQUIREMENT: Average and maximum daily flows of all regulated process streams and, as necessary, other effluent streams from the facility.

REPORTING REQUIREMENT: The Permittee shall submit information showing the measured average daily and maximum daily flow, in gallons per day (gpd) to the Pretreatment Program from each of the following:

1. Regulated process streams; and
2. Other streams as necessary to allow use of the Combined Waste Stream Formula.

The permit holder shall submit flow meter calibration documentation with the semi-annual reports.

Average Daily Flow: 2,362,135 gallons per day

Peak Daily Flow: 2,861,018 gallons per day

Peak Daily Flow occurred on: 6/5/2024 date

**In compliance with Endorsement FM6, documentation of calibration is attached in Attachment C. The site outfall flow meters were calibrated on February 9<sup>th</sup>, 2024.**

**DAILY EFFLUENT FLOW MONITORING**

Per 40 CFR 403.12(e)(1) Intel is submitting measured average and maximum flow data for regulated process streams and un-regulated streams.

**January 2024**

Date	Site Outfall Flow Average (gpm)	Acid Waste Neutralization Unregulated/Dilute Flows (gpm)	Regulated Flows Average (gpm)	Unreg/Dil Flows Average (gpm)
1/1/2024	1,530	186	1,336	194
1/2/2024	1,589	185	1,395	193
1/3/2024	1,796	354	1,434	362
1/4/2024	1,806	352	1,446	361
1/5/2024	1,694	194	1,491	203
1/6/2024	1,544	196	1,339	204
1/7/2024	1,515	192	1,315	200
1/8/2024	1,865	516	1,341	524
1/9/2024	1,513	192	1,313	200
1/10/2024	1,580	197	1,374	205
1/11/2024	1,739	353	1,378	361
1/12/2024	1,633	303	1,322	312
1/13/2024	1,646	243	1,395	251
1/14/2024	1,595	194	1,392	202
1/15/2024	1,819	360	1,450	369
1/16/2024	1,648	188	1,451	197
1/17/2024	1,823	358	1,457	366
1/18/2024	1,749	281	1,460	289
1/19/2024	1,704	269	1,426	278
1/20/2024	1,640	193	1,438	202
1/21/2024	1,752	347	1,397	355
1/22/2024	1,636	190	1,437	199
1/23/2024	1,827	357	1,461	366
1/24/2024	1,651	196	1,446	205
1/25/2024	1,581	191	1,382	199
1/26/2024	1,812	522	1,282	531
1/27/2024	1,532	207	1,316	215
1/28/2024	1,405	195	1,202	203
1/29/2024	1,460	194	1,257	203
1/30/2024	1,764	494	1,262	502
1/31/2024	1,494	222	1,264	230
	<b>gpm</b>	<b>gpd</b>		
<b>Average</b>	<b>1,656</b>	<b>2,384,783</b>		
<b>Peak</b>	<b>1,865</b>	<b>2,685,402</b>	<b>Peak Date</b>	<b>1/8/2024</b>

# Intel Semi-Annual Wastewater Report | 2024

## February 2024

Date	Site Outfall flow Average (gpm)	AWN Unreg/Dil Flows (gpm)	Regulated Flows Average	Unreg/Dil Flows Average
2/1/2024	1,498	196	1,293	205
2/2/2024	1,760	291	1,461	299
2/3/2024	1,869	432	1,428	441
2/4/2024	1,597	176	1,413	184
2/5/2024	1,677	182	1,487	190
2/6/2024	1,587	181	1,398	189
2/7/2024	1,659	342	1,309	350
2/8/2024	1,666	341	1,317	349
2/9/2024	1,476	179	1,289	187
2/10/2024	1,622	337	1,277	345
2/11/2024	1,432	172	1,252	180
2/12/2024	1,649	338	1,302	346
2/13/2024	1,467	177	1,282	186
2/14/2024	1,621	341	1,272	349
2/15/2024	1,467	179	1,280	188
2/16/2024	1,496	180	1,308	188
2/17/2024	1,766	502	1,256	510
2/18/2024	1,425	178	1,239	186
2/19/2024	1,440	178	1,253	187
2/20/2024	1,491	182	1,300	191
2/21/2024	1,809	506	1,295	515
2/22/2024	1,544	180	1,356	189
2/23/2024	1,604	196	1,400	205
2/24/2024	1,611	302	1,301	310
2/25/2024	1,622	286	1,327	295
2/26/2024	1,636	290	1,338	298
2/27/2024	1,608	190	1,409	199
2/28/2024	1,636	257	1,371	265
2/29/2024	1,738	385	1,345	394
	<b>gpm</b>	<b>gpd</b>		
<b>Average</b>	<b>1,598</b>	<b>2,300,726</b>		
<b>Peak</b>	<b>1,869</b>	<b>2,691,374</b>	<b>Peak Date</b>	<b>2/3/2024</b>



# Intel Semi-Annual Wastewater Report | 2024

## March 2024

Date	Site Outfall Flow Average (gpm)	Acid Waste Neutralization Unregulated/Dilute Flows (gpm)	Regulated Flows Average (gpm)	Unreg/Dil Flows Average (gpm)
3/1/2024	1,582	235	1,338	244
3/2/2024	1,502	184	1,310	192
3/3/2024	1,615	349	1,258	357
3/4/2024	1,538	183	1,346	192
3/5/2024	1,684	351	1,325	359
3/6/2024	1,505	181	1,315	190
3/7/2024	1,676	344	1,324	352
3/8/2024	1,521	185	1,328	193
3/9/2024	1,677	345	1,323	354
3/10/2024	1,649	349	1,292	358
3/11/2024	1,539	181	1,349	190
3/12/2024	1,536	190	1,337	199
3/13/2024	1,613	346	1,259	354
3/14/2024	1,669	349	1,312	357
3/15/2024	1,533	188	1,336	197
3/16/2024	1,478	182	1,288	190
3/17/2024	1,704	348	1,348	356
3/18/2024	1,689	351	1,329	360
3/19/2024	1,529	184	1,336	192
3/20/2024	1,518	187	1,323	196
3/21/2024	1,639	348	1,282	356
3/22/2024	1,639	354	1,277	362
3/23/2024	1,440	181	1,250	190
3/24/2024	1,535	249	1,278	257
3/25/2024	1,590	281	1,301	289
3/26/2024	1,620	343	1,268	352
3/27/2024	1,661	193	1,459	202
3/28/2024	1,558	213	1,337	221
3/29/2024	1,604	328	1,267	337
3/30/2024	1,481	183	1,290	191
3/31/2024	1,545	340	1,196	348
	<b>gpm</b>	<b>gpd</b>		
<b>Average</b>	<b>1,583</b>	<b>2,279,270</b>		
<b>Peak</b>	<b>1,704</b>	<b>2,453,266</b>	<b>Peak Date</b>	<b>3/17/2024</b>

# Intel Semi-Annual Wastewater Report | 2024

## April 2024

Date	Site Outfall Flow Average (gpm)	Acid Waste Neutralization Unregulated/Dilute Flows (gpm)	Regulated Flows Average (gpm)	Unreg/Dil Flows Average (gpm)
4/1/2024	1,678	345	1,325	353
4/2/2024	1,515	183	1,323	192
4/3/2024	1,481	185	1,287	193
4/4/2024	1,643	347	1,287	355
4/5/2024	1,689	349	1,332	357
4/6/2024	1,470	184	1,278	192
4/7/2024	1,504	188	1,308	196
4/8/2024	1,701	355	1,338	363
4/9/2024	1,804	516	1,279	524
4/10/2024	1,661	197	1,455	206
4/11/2024	1,566	193	1,365	201
4/12/2024	1,726	355	1,362	363
4/13/2024	1,676	354	1,314	363
4/14/2024	1,508	193	1,307	201
4/15/2024	1,580	199	1,372	208
4/16/2024	1,684	353	1,322	362
4/17/2024	1,621	349	1,264	357
4/18/2024	1,650	185	1,457	193
4/19/2024	1,596	192	1,396	200
4/20/2024	1,767	346	1,412	355
4/21/2024	1,665	353	1,304	361
4/22/2024	1,516	184	1,324	192
4/23/2024	1,717	353	1,356	361
4/24/2024	1,499	184	1,307	192
4/25/2024	1,668	353	1,306	362
4/26/2024	1,615	192	1,415	200
4/27/2024	1,771	353	1,409	361
4/28/2024	1,582	190	1,383	199
4/29/2024	1,538	187	1,343	195
4/30/2024	1,816	509	1,298	517
	<b>gpm</b>	<b>gpd</b>		
<b>Average</b>	<b>1,630</b>	<b>2,347,454</b>		
<b>Peak</b>	<b>1,816</b>	<b>2,614,404</b>	<b>Peak Date</b>	<b>4/30/2024</b>

# Intel Semi-Annual Wastewater Report | 2024

## May 2024

Date	Site Outfall Flow Average (gpm)	Acid Waste Neutralization Unregulated/Dilute Flows (gpm)	Regulated Flows Average (gpm)	Unreg/Dil Flows Average (gpm)
5/1/2024	1,508	196	1,304	204
5/2/2024	1,507	185	1,314	194
5/3/2024	1,548	191	1,349	200
5/4/2024	1,841	516	1,317	525
5/5/2024	1,580	185	1,386	193
5/6/2024	1,611	191	1,411	200
5/7/2024	1,634	192	1,434	200
5/8/2024	1,981	436	1,536	445
5/9/2024	1,762	275	1,479	283
5/10/2024	1,607	191	1,408	199
5/11/2024	1,711	347	1,356	355
5/12/2024	1,651	234	1,409	242
5/13/2024	1,681	311	1,361	319
5/14/2024	1,599	192	1,398	201
5/15/2024	1,773	355	1,410	363
5/16/2024	1,663	187	1,468	195
5/17/2024	1,718	349	1,361	357
5/18/2024	1,518	191	1,319	199
5/19/2024	1,705	352	1,344	361
5/20/2024	1,568	192	1,368	201
5/21/2024	1,734	360	1,366	368
5/22/2024	1,672	214	1,449	222
5/23/2024	1,758	363	1,388	371
5/24/2024	1,745	207	1,530	215
5/25/2024	1,637	361	1,267	370
5/26/2024	1,687	354	1,325	362
5/27/2024	1,546	199	1,338	207
5/28/2024	1,577	198	1,371	207
5/29/2024	1,861	355	1,498	364
5/30/2024	1,884	370	1,506	378
5/31/2024	1,534	196	1,330	204
	<b>gpm</b>	<b>gpd</b>		
<b>Average</b>	<b>1,671</b>	<b>2,406,336</b>		
<b>Peak</b>	<b>1,981</b>	<b>2,853,024</b>	<b>Peak Date</b>	<b>5/8/2024</b>

# Intel Semi-Annual Wastewater Report | 2024

## June 2024

Date	Site Outfall Flow Average (gpm)	Acid Waste Neutralization Unregulated/Dilute Flows (gpm)	Regulated Flows Average (gpm)	Unreg/Dil Flows Average (gpm)
6/1/2024	1,435	200	1,227	208
6/2/2024	1,725	522	1,195	530
6/3/2024	1,472	199	1,264	207
6/4/2024	1,657	198	1,451	206
6/5/2024	1,987	375	1,603	383
6/6/2024	1,869	359	1,501	368
6/7/2024	1,798	191	1,598	199
6/8/2024	1,706	196	1,501	205
6/9/2024	1,760	354	1,398	362
6/10/2024	1,875	352	1,514	360
6/11/2024	1,760	193	1,559	201
6/12/2024	1,792	197	1,586	206
6/13/2024	1,918	356	1,554	364
6/14/2024	1,851	353	1,490	361
6/15/2024	1,615	188	1,419	196
6/16/2024	1,629	222	1,399	230
6/17/2024	1,741	323	1,410	331
6/18/2024	1,822	351	1,463	359
6/19/2024	1,620	198	1,413	207
6/20/2024	1,703	353	1,342	361
6/21/2024	1,715	206	1,500	214
6/22/2024	1,862	361	1,493	370
6/23/2024	1,649	328	1,312	337
6/24/2024	1,554	191	1,355	200
6/25/2024	1,589	185	1,396	193
6/26/2024	1,704	239	1,457	247
6/27/2024	1,888	457	1,422	465
6/28/2024	1,568	186	1,373	195
6/29/2024	1,524	182	1,334	190
6/30/2024	1,343	164	1,170	173
	<b>gpm</b>	<b>gpd</b>		
<b>Average</b>	<b>1,704</b>	<b>2,454,244</b>		
<b>Peak</b>	<b>1,987</b>	<b>2,861,018</b>	<b>Peak Date</b>	<b>6/5/2024</b>

# Intel Semi-Annual Wastewater Report | 2024

---

## **ENDORSEMENT GS**

### GREASE TRAPS, SAND TRAPS AND OIL/WATER SEPARATORS

**COMPLIANCE REQUIREMENT:** Facilities with grease traps, sand traps or oil/water separators shall periodically inspect the operation of these devices and remove accumulated grease, sand, oil or grit as required to prevent discharge of such pollutants (or materials) to the sanitary sewer.

**MONITORING REQUIREMENT:** The Permittee shall perform periodic inspections, as required, to assure timely removal of accumulated materials.

**REPORTING REQUIREMENT:** The Permittee shall document in each semi-annual report the method used to dispose of materials removed from grease traps, sand traps or oil/water separators. This must include a narrative statement, along with copies of the manifest forms for each material removed from the Permittee's facility during the reporting period. If no materials are removed during the reporting period, a statement of that fact must be submitted. Sample statements are provided below.

\* \* \* \*

**Intel NM's grease trap pumping manifests for H1 2024 are included as Attachment A. All grease traps are in good working order and are performing as designed. The Grease Interceptors have been cleaned at least once within the 6 month reporting period and the oil depth plus the solids depth has not exceed 25%.**

### GREASE, SAND, OIL OR GRIT SHIPPING CERTIFICATION STATEMENT – NO SHIPMENTS

I hereby certify that the permitted facility HAS active grease traps, sand traps or oil/water separators and NO shipments of accumulated grease, oil, sand or grit have occurred during this reporting period.

Facility Name: \_\_\_\_\_

Permit No.: \_\_\_\_\_ Date: \_\_\_\_\_

Signature: \_\_\_\_\_ Title: \_\_\_\_\_

Authorized Representative

\* \* \* \*

# Intel Semi-Annual Wastewater Report | 2024


---

## GREASE, SAND, OIL OR GRIT SHIPPING CERTIFICATION STATEMENT - SHIPMENTS

I hereby certify that the permitted facility HAS active grease traps, sand traps or oil/water separators and shipments of accumulated grease, oil, sand or grit HAVE occurred during this reporting period. Copies of manifests are attached.

Facility Name: Intel Corporation

Permit No.: 2021A Date: 7/29/24

Signature:  Title: NM Corporate Services Manager

Authorized Representative

# Intel Semi-Annual Wastewater Report | 2024

---

## ENDORSEMENT HAPS

### HAZARDOUS AIR POLLUTANTS CERTIFICATION

COMPLIANCE REQUIREMENT: The Permittee shall not use the treatment and controls located at the POTW to comply with its NESHAP.

MONITORING REQUIREMENT: None required by the Permittee.


REPORTING REQUIREMENT: The Permittee shall submit the appropriate certification statement shown below with each semi-annual report submittal.

\* \* \* \*

### NESHAP CERTIFICATION STATEMENT

I hereby certify that this facility does not use the treatment and controls located at the POTW to comply with its NESHAP.

---

Facility Name:	Intel Corporation		
Permit No.:	2021A	Date:	7/29/24
Signature:		Title:	NM Corporate Services Manager
	Authorized Representative		

# Intel Semi-Annual Wastewater Report | 2024

---

## ENDORSEMENT HZ3

### HAZARDOUS SUBSTANCES AND PRETREATMENT WASTES

#### FOR PERMIT # 2021A

COMPLIANCE REQUIREMENT: The permittee shall insure that: 1) all pretreatment processes are handled in accordance with applicable Resource Conservation and Recovery Act (RCRA) regulations, 2) no materials removed by a pretreatment process are reintroduced into the waste stream, and, 3) hazardous substances stored on-site are not discharged to the sanitary sewer. In other words, disposal of pretreatment wastes or hazardous substances into the sanitary sewer is strictly forbidden.

MONITORING REQUIREMENTS: None required by the Permittee.

REPORTING REQUIREMENTS: The permittee shall document in each semi-annual report, the method used to dispose of materials removed by the pretreatment process and/or hazardous substances stored on-site. This must include a narrative statement, along with a summary of all hazardous materials generated from the NM site for the reporting period. All original manifests are to be maintained in the permittee's regulatory files and be available to the Water Authority upon request. If no hazardous substances or pretreatment wastes are removed during the reporting period, a statement of that fact must be submitted. Sample statements are provided.

\* \* \* \*

### HAZARDOUS SUBSTANCES AND PRETREATMENT WASTES CERTIFICATION STATEMENT

I hereby certify that NO shipments of hazardous substances or pretreatment wastes have occurred during this reporting period. **NOT APPLICABLE**

Facility Name: \_\_\_\_\_

Permit No.: \_\_\_\_\_ Date: \_\_\_\_\_

Signature: \_\_\_\_\_ Title: \_\_\_\_\_

Authorized Representative

US EPA ID. No. \_\_\_\_\_ (IF APPLICABLE)



# Intel Semi-Annual Wastewater Report | 2024

---

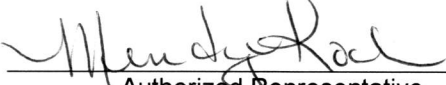
\* \* \* \*

## HAZARDOUS SUBSTANCES AND PRETREATMENT WASTES CERTIFICATION STATEMENT

I hereby certify that shipments of hazardous substances or pretreatment wastes HAVE occurred during this reporting period. A summary of these shipments has been included with this report.

Facility Name: Intel Corporation

Permit No.: 2021A Date: 7/29/24

Signature:  Title: NM Corporate Services Manager

Authorized Representative

US EPA ID. No. NMD000609339 (IF APPLICABLE)

**HAZARDOUS SUBSTANCES AND PRETREATMENT  
WASTE MANAGEMENT**

Intel Corporation utilizes Veolia Environmental Services Technical Solutions, Evoqua Water Technologies, Clean Harbors Environmental and Alpha-Omega Recycling for removal and disposal of all hazardous substances generated at the New Mexico site.

Veolia Environmental Services Technical Solutions, Evoqua Water Technologies, Clean Harbors Environmental Services and Alpha-Omega Recycling are EPA permitted Treatment Storage and Disposal Facilities (TSDFs). The addresses of the facilities are below:

Veolia Environmental Services Technical Solutions  
9131 East 96<sup>th</sup> Avenue  
Henderson, CO 80640  
Phone Number: (303) 289-4827

Evoqua Water Technologies  
2430 Rose Place  
Roseville, MN 55113  
Phone Number: (651) 638-1330

Clean Harbors Environmental Services  
1340 West Lincoln Street  
Phoenix, AZ 85007  
Phone Number: (602) 258-6155

Alpha-Omega Recycling  
315 Whatley Road  
Longview, TX 75604  
Phone Number: (903) 297-7272

A summary report of all hazardous materials generated from the New Mexico site for the reporting period is included. All original manifests are maintained in our regulatory files and are available to the Water Authority upon request.

# Intel Semi-Annual Wastewater Report | 2024

Shipped	Waste Name	Sum of Quantity(lbs)
H1'2024	(Decant) Buffered Hydrofluoric Acid 120U	315
H1'2024	AEROSOL CANS	32
H1'2024	ARSENIC & PHOS DEBRIS, HAZ W/ OIL	436
H1'2024	BROKEN MERCURY LIGHT BULBS	27
H1'2024	CCW FILTERS, WIPES, ABSORBENTS, PPE	149
H1'2024	CLEANSORB COLUMNS - CS200PD	2295
H1'2024	CONC. METALS WASTE CMW-RR	408700
H1'2024	CONCENTRATED COPPER WASTE (CCW)	705540
H1'2024	DEBRIS, ARSENIC	1111
H1'2024	DEBRIS, HOUSE VACUUM	248
H1'2024	DEBRIS, SOLVENT-HAZARDOUS	432
H1'2024	Decant CUPUR U 1004 EL	1010
H1'2024	Decant Drum – DEHA	100
H1'2024	Decant Drum - SPIS-TAEC-Thinner NONO	40
H1'2024	Decant Drum CLK-222,corrosive	109
H1'2024	DECANT DRUM ECi4	197
H1'2024	Decant Drum ECi927	285
H1'2024	Decant Drum MCX-i4C	266
H1'2024	Decant Drum PBR 800	792
H1'2024	Decant Drum PGMEA - PM Acetate	480
H1'2024	Decant Drum Potassium Hydroxide 10%	504
H1'2024	Decant Drum SR-03, corrosive	2880
H1'2024	Decant HCl37%	3390
H1'2024	Decant SULA LIQUID-TS-TIN20	108
H1'2024	ECi4	280
H1'2024	EDT PARTS	199
H1'2024	F006 Listed Plating Wastes	2164
H1'2024	F006 Listed Plating Wastes Spent Media	39326
H1'2024	IPA CONTAMINATED WIPES	5866
H1'2024	LABPACK	36
H1'2024	LIQUIFIED REFRIGERATING CYLINDERS	33
H1'2024	P4 PIPING/BALL VALVES CLEAN & RETURN	111
H1'2024	P4 TRAPS FOR CLEAN & RETURN	143
H1'2024	PARTICLE FILTERS FOR CLEAN/RETURN	577
H1'2024	PARTICLE PIPING/BALL VALVES CLEAN/RETURN	290
H1'2024	PHOTORESIST RESIN	311
H1'2024	PHOTORESIST WASTE	333
H1'2024	ROS CYLINDER SPENT RESIN FROM CLEANSORB	186
H1'2024	SOLVENT, CORROSIVE - FAB 11 (D002)	1076640
H1'2024	SOLVENT, GENERAL FAB 11S	333940
H1'2024	SOLVENT, GENERAL-MIXED (GSW/SOG)	76720
H1'2024	SOLVENTS, HMDS	209
H1'2024	SOLVENTS, SPIN ON GLASS	449
H1'2024	SULFURIC ACID HEEL	751
H1'2024	TOXIC WAFER WASTE	161

## **ENDORSEMENT PH3**

### 2021A pH MONITORING

**COMPLIANCE REQUIREMENT:** The Permittee is required to maintain a system to monitor the pH of the effluent from each acid waste neutralization unit continuously. This monitoring is required for information purposes only. The Permittee is required to maintain a system to monitor the pH of the effluent from the site outfall continuously. Compliance with the pH limit this permit will be determined at the designated sampling point at the site outfall.

**MONITORING REQUIREMENT:** See above.

**REPORTING REQUIREMENT:** The Permittee shall notify the Industrial Waste Engineer within 24 hours of becoming aware of a pH excursion at the Site Vault lasting more than 60 minutes including circumstances and corrective action taken.

The Permittee shall include with each semi-annual report, the results of pH monitoring conducted at the permit sample point during the reporting period. Results reported must include:

- 1) Daily maximum and time of occurrence.
- 2) Daily minimum and time of occurrence.
- 3) Duration in minutes of each individual excursion above or below limits set in this permit. Limits are those stated in the Ordinance unless otherwise noted.

As noted in 40 CFR 401.17

- 1) The total time during which the pH values are outside the required range of pH values shall not exceed seven (7) hours and 26 minutes in any calendar month.
- 2) No individual excursion from the range of pH values shall exceed 60 minutes.

**CONTINUOUS pH MONITORING REPORT**

**January 2024 – February 2024**

Site Outfall Daily Minimum and Maximum pH Report										
Date	Minimum pH	Time of Occurrence	Maximum pH	Time of Occurrence	Date	Minimum pH	Time of Occurrence	Maximum pH	Time of Occurrence	
1/1/2024	8.52	19:55	9.76	14:00	2/1/2024	7.92	15:10	10.01	10:35	
1/2/2024	8.29	23:25	9.69	13:45	2/2/2024	8.46	23:55	9.99	6:05	
1/3/2024	6.30	22:20	9.70	12:05	2/3/2024	6.67	18:20	9.92	14:35	
1/4/2024	7.00	8:00	9.96	5:25	2/4/2024	8.66	19:05	9.97	20:20	
1/5/2024	9.04	20:30	9.70	20:00	2/5/2024	7.79	7:00	9.90	8:15	
1/6/2024	8.49	19:05	9.75	22:00	2/6/2024	8.53	6:05	9.96	17:10	
1/7/2024	8.91	10:20	9.86	22:40	2/7/2024	5.89	4:10	10.04	12:00	
1/8/2024	6.69	17:55	10.07	22:35	2/8/2024	6.94	5:20	10.03	7:35	
1/9/2024	8.44	22:30	10.16	18:00	2/9/2024	8.70	3:45	10.20	22:05	
1/10/2024	9.11	18:45	10.06	0:50	2/10/2024	6.69	10:00	10.19	19:40	
1/11/2024	6.67	9:55	10.10	22:10	2/11/2024	8.22	21:50	10.16	19:40	
1/12/2024	6.78	3:10	10.13	10:50	2/12/2024	7.37	19:10	10.32	21:55	
1/13/2024	7.11	0:05	10.04	17:10	2/13/2024	7.39	22:15	10.22	21:25	
1/14/2024	8.91	13:40	9.98	13:00	2/14/2024	6.68	14:35	10.29	6:40	
1/15/2024	7.17	16:35	10.06	3:35	2/15/2024	8.31	23:30	10.23	2:50	
1/16/2024	8.98	18:45	9.78	20:30	2/16/2024	6.68	6:50	10.38	22:50	
1/17/2024	7.30	11:15	9.77	1:35	2/17/2024	6.16	8:10	10.25	11:10	
1/18/2024	7.69	22:45	9.68	4:20	2/18/2024	6.40	8:05	10.27	14:05	
1/19/2024	7.09	1:25	9.85	23:55	2/19/2024	<b>4.87</b>	23:00	10.34	2:55	
1/20/2024	8.78	0:00	10.08	0:20	2/20/2024	<b>4.75</b>	3:40	10.37	20:30	
1/21/2024	6.58	18:05	9.98	21:50	2/21/2024	5.64	19:05	10.10	18:00	
1/22/2024	9.03	20:20	9.85	21:40	2/22/2024	6.92	2:50	9.89	1:25	
1/23/2024	6.72	6:20	9.94	1:30	2/23/2024	3.06	21:15	10.54	20:40	
1/24/2024	8.40	21:55	9.89	13:40	2/24/2024	6.82	23:55	9.93	2:20	
1/25/2024	7.79	1:40	9.94	13:40	2/25/2024	6.78	0:15	10.10	11:15	
1/26/2024	6.86	13:50	9.90	19:25	2/26/2024	6.71	3:00	9.69	16:20	
1/27/2024	8.24	2:00	10.12	2:15	2/27/2024	6.87	6:20	9.85	7:55	
1/28/2024	8.58	11:20	10.07	10:35	2/28/2024	7.13	9:05	9.72	12:50	
1/29/2024	8.84	1:25	9.99	18:25	2/29/2024	6.70	1:00	9.85	5:35	
1/30/2024	6.40	8:15	10.01	4:10						
1/31/2024	6.83	0:10	10.17	6:25						
<b>Total Time pH Out of Range:</b>				<b>0</b>	<b>Total Time pH Out of Range:</b>				<b>25</b>	

# Intel Semi-Annual Wastewater Report | 2024

## March 2024 – April 2024

Site Outfall Daily Minimum and Maximum pH Report										
Date	Minimum pH	Time of Occurrence	Maximum pH	Time of Occurrence	Date	Minimum pH	Time of Occurrence	Maximum pH	Time of Occurrence	
3/1/2024	6.65	0:10	9.82	4:30	4/1/2024	6.45	11:20	9.82	0:40	
3/2/2024	7.47	1:15	9.71	5:10	4/2/2024	8.41	16:20	9.85	3:05	
3/3/2024	6.40	6:20	9.81	20:45	4/3/2024	8.41	2:20	9.81	6:05	
3/4/2024	6.99	4:00	9.79	23:55	4/4/2024	6.14	7:25	9.87	3:45	
3/5/2024	6.43	8:35	9.80	23:50	4/5/2024	6.08	16:50	9.89	1:15	
3/6/2024	7.69	3:15	9.73	0:00	4/6/2024	8.47	16:35	10.06	3:15	
3/7/2024	6.22	6:00	9.95	23:15	4/7/2024	7.31	21:35	10.03	4:40	
3/8/2024	5.85	2:45	9.85	0:50	4/8/2024	6.35	17:55	9.88	5:25	
3/9/2024	6.76	17:00	9.68	19:30	4/9/2024	6.39	7:00	10.14	2:20	
3/10/2024	6.86	16:25	9.85	23:25	4/10/2024	8.52	20:40	9.99	23:20	
3/11/2024	7.57	14:35	9.80	17:25	4/11/2024	8.13	13:30	9.91	3:05	
3/12/2024	7.66	12:20	9.54	22:50	4/12/2024	6.80	22:45	9.99	1:25	
3/13/2024	6.67	23:10	9.67	7:40	4/13/2024	6.80	10:10	10.01	12:25	
3/14/2024	6.55	18:05	9.72	2:25	4/14/2024	8.31	9:35	9.83	16:00	
3/15/2024	6.91	6:10	9.78	6:50	4/15/2024	7.51	7:55	9.66	6:40	
3/16/2024	8.08	9:35	9.84	7:45	4/16/2024	6.79	11:10	9.79	13:35	
3/17/2024	6.40	21:05	9.79	0:10	4/17/2024	6.75	6:55	9.83	3:45	
3/18/2024	6.52	8:40	9.68	1:15	4/18/2024	7.08	7:25	9.76	0:00	
3/19/2024	8.08	16:00	9.83	1:15	4/19/2024	7.25	0:00	9.64	23:30	
3/20/2024	8.23	9:50	9.73	6:45	4/20/2024	6.78	10:05	9.63	15:25	
3/21/2024	6.21	18:15	9.71	0:55	4/21/2024	6.65	13:00	9.79	15:50	
3/22/2024	6.48	11:30	9.68	23:30	4/22/2024	5.67	14:40	9.75	20:00	
3/23/2024	8.58	10:35	9.75	22:05	4/23/2024	6.69	17:40	9.71	1:10	
3/24/2024	7.99	23:55	9.85	12:50	4/24/2024	7.54	23:45	9.82	20:45	
3/25/2024	5.96	1:05	9.83	5:20	4/25/2024	5.21	17:00	9.79	3:15	
3/26/2024	6.21	20:05	9.76	17:05	4/26/2024	7.99	0:00	9.74	13:40	
3/27/2024	7.17	12:05	10.23	10:25	4/27/2024	6.52	16:10	9.82	12:00	
3/28/2024	6.70	0:35	9.76	3:35	4/28/2024	8.62	16:00	9.81	3:10	
3/29/2024	5.59	3:35	9.77	23:55	4/29/2024	7.16	11:55	9.89	4:10	
3/30/2024	7.88	12:35	9.88	0:05	4/30/2024	6.55	22:10	9.67	2:25	
3/31/2024	5.96	3:40	9.92	12:30						
<b>Total Time pH Out of Range:</b>				<b>0</b>	<b>Total Time pH Out of Range:</b>				<b>0</b>	

# Intel Semi-Annual Wastewater Report | 2024

## May 2024 –June 2024

Site Outfall Daily Minimum and Maximum pH Report										
Date	Minimum pH	Time of Occurrence	Maximum pH	Time of Occurrence	Date	Minimum pH	Time of Occurrence	Maximum pH	Time of Occurrence	
5/1/2024	7.85	0:00	9.64	20:15	6/1/2024	7.47	0:00	9.92	19:00	
5/2/2024	8.34	9:55	9.59	5:20	6/2/2024	6.36	7:35	9.84	14:35	
5/3/2024	8.30	10:10	9.57	0:40	6/3/2024	7.13	23:40	10.04	4:20	
5/4/2024	6.27	10:00	9.69	17:20	6/4/2024	8.04	13:00	9.98	0:30	
5/5/2024	7.96	20:10	9.73	0:45	6/5/2024	6.56	23:05	9.98	6:10	
5/6/2024	8.01	18:10	9.51	7:00	6/6/2024	7.08	8:40	9.76	5:30	
5/7/2024	7.81	12:25	9.56	19:40	6/7/2024	8.43	8:50	9.96	23:40	
5/8/2024	6.37	11:10	9.55	18:45	6/8/2024	6.12	4:55	10.41	4:15	
5/9/2024	6.95	1:25	9.59	17:50	6/9/2024	6.40	15:20	10.01	0:00	
5/10/2024	8.57	2:20	9.59	13:35	6/10/2024	6.38	7:35	9.60	3:45	
5/11/2024	6.73	19:45	9.73	6:10	6/11/2024	<b>3.44</b>	12:00	11.57	11:25	
5/12/2024	8.00	19:25	9.64	11:05	6/12/2024	8.58	12:50	9.74	8:35	
5/13/2024	6.88	2:25	9.55	18:50	6/13/2024	6.63	12:50	9.79	20:40	
5/14/2024	8.25	23:00	9.62	0:10	6/14/2024	6.41	10:55	9.82	3:50	
5/15/2024	6.68	21:10	9.69	3:40	6/15/2024	7.91	23:55	9.73	9:55	
5/16/2024	8.51	0:10	9.56	3:30	6/16/2024	7.89	0:00	9.62	16:25	
5/17/2024	6.65	6:10	9.55	23:25	6/17/2024	6.68	2:05	9.83	22:50	
5/18/2024	8.47	17:35	9.37	2:35	6/18/2024	6.92	18:40	9.44	21:50	
5/19/2024	6.77	8:40	9.30	4:40	6/19/2024	7.88	22:20	9.65	13:35	
5/20/2024	7.49	16:55	8.74	11:20	6/20/2024	6.55	16:40	9.74	1:10	
5/21/2024	6.66	9:40	9.60	23:50	6/21/2024	5.26	2:25	9.71	2:40	
5/22/2024	6.49	7:55	9.69	16:00	6/22/2024	6.53	21:25	9.83	4:00	
5/23/2024	6.98	5:40	9.78	1:35	6/23/2024	6.77	22:40	9.72	15:50	
5/24/2024	8.19	23:25	9.85	13:45	6/24/2024	6.97	0:00	9.70	20:15	
5/25/2024	6.77	8:40	9.84	10:25	6/25/2024	8.04	5:00	9.56	2:45	
5/26/2024	6.74	9:10	9.75	3:35	6/26/2024	7.22	20:05	9.48	1:55	
5/27/2024	8.69	8:50	9.82	21:55	6/27/2024	6.40	2:55	9.53	5:55	
5/28/2024	8.46	20:05	9.79	4:50	6/28/2024	7.28	18:05	9.56	0:05	
5/29/2024	6.71	6:25	10.10	3:10	6/29/2024	7.24	2:50	9.50	21:10	
5/30/2024	6.82	8:50	9.88	18:00	6/30/2024	8.50	9:35	9.62	14:25	
5/31/2024	7.26	11:00	9.78	14:55						
<b>Total Time pH Out of Range:</b>				<b>0</b>	<b>Total Time pH Out of Range:</b>				<b>16</b>	

**ENDORSEMENT RC**

REPORTING CERTIFICATION

COMPLIANCE REQUIREMENT: The Permittee is required to certify all materials and information submitted with semi-annual reports is accurate and complete.

MONITORING REQUIREMENT: None

REPORTING REQUIREMENT: The Permittee must complete, sign and submit the Reporting Certification (shown below) with each semi-annual report.

\* \* \* \* \*

REPORTING CERTIFICATION

Facility Name: Intel Corporation

Permit Number: 2021A

I certify under penalty of law that this document and all attachments were prepared under my direction or supervision in accordance with a system designed to assure that qualified personnel properly gather and evaluate the information submitted. Based on my inquiry of the person or persons who manage the system, or those persons directly responsible for gathering the information, the information submitted is, to the best of my knowledge and belief, true, accurate, and complete. I am aware that there are significant penalties for submitting false information, including the possibility of fine and imprisonment for known violations.

(Signature)

Mindy Kah  
Authorized Representative

7/29/24  
Date



# Intel Semi-Annual Wastewater Report | 2024

## ENDORSEMENT SWSP

### SPECIAL WASTESTREAM POLLUTANT LIMITATIONS FOR PERMIT 2021A

COMPLIANCE REQUIREMENT: The concentration of the following pollutants at the permitted sampling point shall not exceed the discharge limits below:

<b>Pollutant</b>	<b>Maximum For Any 1-Day</b>	<b>Monthly Average</b>	<b>Monitoring Frequency</b>
Ammonia	5,418 lbs/day	2,200 lbs/day	Weekly*
Indium	0.30 mg/L	n/a	Semi-Annually**
Gallium	3.125 mg/L	n/a	Semi-Annually**
Platinum	0.10 mg/L	n/a	Semi-Annually**

MONITORING REQUIREMENT: \*Ammonia: The permittee is required to sample the site discharge weekly (once per week) using Hach method 10031, or another method approved by the Industrial Pretreatment Engineer/Program (Pretreatment). \*\*Indium, Gallium, and Platinum: The permittee is required to sample the site discharge semi-annually. Each semi-annual monitoring event must be performed four (4) days in a row.

All monitoring must be conducted using a 24-hour composite sampler at the permitted sample point. All analysis shall use 40 CFR 136 EPA approved methods unless approved by Pretreatment. If the EPA method is not applicable, the permittee must submit production values and calculations in each semi-annual report that show the concentrations of the above pollutants at the site outfalls.

Monitoring by the permittee may be increased at the discretion of Pretreatment.

The Water Authority has the option of recouping the costs from the Permittee for Pretreatment sampling.

REPORTING REQUIREMENT: The Permittee shall notify the Industrial Pretreatment Engineer via telephone (505-289-3439) within 12 hours if any Ammonia load is greater than the monthly average limit. If the Industrial Pretreatment Engineer does not answer, the shift supervisor at the SWRP control room shall be notified (505-289-3411). If any other limit is exceeded, follow standard permit reporting requirements.

The Permittee shall report Ammonia monthly results by the 10<sup>th</sup> of each month.

The Permittee shall report on a semi-annual basis via the Semi-Annual (SA) report all "Special Wastestream Pollutants" in a single report of that title. The report shall:

- Be provided in an excel spreadsheet format with all results, flow and lbs/day load calculated and compared against limits.

# Intel Semi-Annual Wastewater Report | 2024

---

- Include all client reports to be in compliance with the SM Endorsement.
- Semi-Annually the Permittee shall conduct accuracy checks per the analytical method and submit the results with each semi-annual report.

**In compliance with the Endorsement SWSP reporting requirements, Intel NM submitted Ammonia reports to ABCWUA on 2/10/2024, 3/07/2024, 4/04/2024, 5/10/2024, 6/04/2024, and 7/03/2024 which included Ammonia data collected during the first half of 2024. A summary of Intel NM's analytical method accuracy checks performed during H1 2024 is included on the next page.**

**Semi-annual sampling for Platinum, Indium and Gallium was conducted from April 14<sup>th</sup> through April 17<sup>th</sup>, 2024. Semi-annual sampling results are attached (Attachment B) for reference.**

**Requirements of Endorsement SWSP have been met for the reporting period of this Semi-Annual Report.**

**Ammonia Accuracy Check Summary**

Date	Ammonia analytical accuracy checks (10 ppm Standard)
1/3/2024	9.9
1/10/2024	9.7
1/17/2024	10.2
1/24/2024	10.2
2/1/2024	10.1
2/7/2024	10.0
2/14/2024	10.0
2/21/2024	10.2
2/28/2024	10.4
3/6/2024	10.1
3/13/2024	10.4
3/20/2024	9.8
3/27/2024	10.3
4/3/2024	9.9
4/11/2024	10.0
4/17/2024	10.3
4/24/2024	10.1
5/1/2024	10.1
5/8/2024	9.6
5/15/2024	10.0
5/24/2024	10.0
5/29/2024	9.7
6/5/2024	9.5
6/12/2024	10.4
6/20/2024	10.3
6/27/2024	10.1

**ENDORSEMENT TC3**

TOXIC ORGANIC MANAGEMENT PLAN CERTIFICATION STATEMENT

COMPLIANCE REQUIREMENT: The most recent TOXIC ORGANIC (SOLVENT) MANAGEMENT PLAN (TOMP) submitted by the Permittee to the Industrial Waste Engineer remains in effect. The Permittee must notify the Industrial Waste Engineer, in writing, of any changes to the TOMP.

MONITORING REQUIREMENT: None required by the Permittee.


REPORTING REQUIREMENT: The Permittee shall continue to submit a TOXIC ORGANIC MANAGEMENT PLAN CERTIFICATION STATEMENT with each semiannual report. A sample certification statement has been provided below.

\* \* \* \*

**The Toxic Organic Management Plan (TOMP) was last modified in October 2023 and submitted to ABCWUA at the time of revision in accordance with permit requirements. The October 2023 updated version of the TOMP accurately reflects current site operations.**

TOXIC ORGANIC MANAGEMENT PLAN CERTIFICATION STATEMENT

Based upon my inquiry of the person or persons directly responsible for managing compliance with the permit limitations [or pretreatment standard] for total toxic organics (TTO), I certify that, to the best of my knowledge and belief, no dumping of concentrated toxic organics into the wastewaters has occurred during this reporting period. I further certify that this facility is implementing the TOXIC ORGANIC MANAGEMENT PLAN (TOMP) submitted to the Industrial Waste Engineer.

Facility Name: Intel Corporation  
Permit No.: 2021A Date: 7/29/24  
Signature:  Title: NM Site Corporate Services Manager  
Authorized Representative

## **ENDORSEMENT SM**

### SELF-MONITORING

**COMPLIANCE REQUIREMENT:** Per 40 CFR 403.12(n) the Permittee is required to submit all test results from self-monitoring sampling meeting the following criteria:

- Obtained at the designated sample site;
- Obtained through appropriate sampling techniques; and
- Analyzed in accordance with the procedures established in 40 CFR 136

**MONITORING REQUIREMENT:** The Permittee is not required to sample the effluent flow because the Water Authority monitors. However, if the Permittee does sample and meets the above criteria, results must be submitted.

**REPORTING REQUIREMENT:** Within 14 days after the Permittee becomes aware of sample results meeting the Compliance Requirement above, or 24 hours after the Permittee becomes aware of sample results indicating a violation of the Wastewater Discharge Permit, the Permittee is required to submit the following:

- The date, exact place, method, and time of sampling and the names of the person or person taking the samples;
- The dates analyses were performed;
- Who performed the analyses;
- The analytical techniques/methods used; and
- The results of such analyses

The Permittee subject to the reporting requirements established in this section shall retain for a minimum of three (3) years any records of monitoring activities and results and shall make such records available for inspection and copying. This period of retention shall be extended during the course of any unresolved litigation regarding the Permittee or Water Authority or when requested by the Industrial Pretreatment Engineer.

NOTE: Split samples between the Permittee and the Water Authority, which meet the Compliance Requirement, will be averaged. All other samples, which meet the Compliance Requirement, will be used as individual sampling events. All samples, which meet the Compliance Requirement, will be used to determine the following:

- Violations of the Permittee's Wastewater Discharge Permit; and/or
- Significant non-Compliance (see Section 3-9-1 of the Water Authority Sewer Use and Wastewater Control Ordinance).

# Intel Semi-Annual Wastewater Report | 2024

---

In compliance with Endorsement SM, semi-annual sampling for the special waste stream pollutants Indium, Gallium and Platinum was conducted from April 14<sup>th</sup> through April 17<sup>th</sup>, 2024. Intel NM received analytical results on May 24<sup>th</sup> and submitted the results to ABCWUA on June 4<sup>th</sup>, 2024. The sample report results are included as Attachment B.

## **ENDORSEMENT WM**

### POLLUTION PREVENTION THROUGH SOURCE REDUCTION AND WASTE MINIMIZATION

**COMPLIANCE REQUIREMENT:** Permittees shall endeavor, whenever feasible, to reduce or eliminate otherwise polluting substances in waste stream(s) by source reduction, waste minimization or more effective pretreatment.

**MONITORING REQUIREMENT:** None required by the Permittee.

**REPORTING REQUIREMENTS:** The Permittee shall include a narrative statement with each semi-annual report describing any source reduction, waste minimization or pretreatment efforts undertaken during the reporting period. If no such efforts are undertaken, the Permittee shall include a statement to that effect in the report.

### **Pollution Prevention through Source Reduction and Waste Minimization Statement**

January 2024 – June 2024

#### **Water Use Reduction Projects:**

The Softer Water System (SWS) implementation has been moved to 2025. The use of the SWS will help reduce water usage, on average ~200 gpm of consumption relief.

#### **Source Reduction Projects:**

No update for H1 2024

#### **NM Site Recycling:**

The Intel New Mexico has a site wide recycling rate goal of 90% that encompasses all waste sources.

Calcium fluoride (CaF) sludge, a byproduct of Intel NM's hydrofluoric waste treatment operations, accounts for approximately 81% of the facility's non-hazardous chemical waste. CaF sludge is a useful product for a variety of purposes, including as an additive in cement and ceramic material mixtures. CaF sludge shipments from Intel NM during H1 2024 amounted to approximately 508 tons, 100% of which was recycled. Intel has gone to great lengths to partner with and provide CaF Sludge to a number of industrial users in order to maintain Intel NM's 100% CaF Sludge recycle rate and ensure that none of it goes to waste, even as market demand fluctuates

**Attachments**

**Attachment A – Intel NM Grease Trap Pumping Manifests – H1 2024**

**Attachment B – SWSP and Cerium Sampling Report**

**Attachment C – Site Outfall Flow Meter Calibration Records**



## **ATTACHMENT A**

### **Intel NM Grease Trap Manifests – H1 2024**

---

Grease Trap paper Work  
1-11-2024

# AAA PUMPING SERVICE, INC.

DISPOSAL  
TRIP MANIFEST

P.O. BOX 12186 ALBUQUERQUE, NM 87195  
Ph: (505) 345-3965 Fax: (505) 243-0314

88487

## WASTE PRODUCER

PRODUCER'S NAME Intel Corp PHONE \_\_\_\_\_ APPROX. GALLONS 150 DATE OF COLLECTION 1/11/24  
ADDRESS 4100 Sara Rd WASTE TYPE:  SAND OR GRIT  GREASE  
CITY Red Rancho STATE UT ZIP 84007 OTHER - DESCRIBE \_\_\_\_\_

RESPON. PERSON  Ruffe DATE 1/11/24

## WASTE TRANSPORTER

TRUCK DRIVER'S SIGNATURE [Signature] DATE 1/11/24 PERMIT NO. 21236

## DISPOSAL SITE

AAA Pumping Service Inc  
2855 2nd st sw  
Albuquerque, NM 87102

MANIFEST MUST BE KEPT ON  
PREMISES TO SHOW PROOF OF  
PUMPING & LEGAL WASTE DISPOSAL

Responsible person signing for Waste Producer certifies that there is nothing hazardous in the materials being pumped. AAA PUMPING SERVICE, INC. reserves the right to file legal action against the Waste Producer for falsification of information.

# Rio Rancho Grease Interceptor Report

Inspection Date <u>1-11-2024</u> Service Date <u>1-11-2024</u> Technician/Company <u>JUNIOR MORENO</u> <u>XXX</u> <b>RR5 Grease Interceptors (GIs)</b>	Comments
Before Pumping: Verify the spill kit in the area and verify it has absorbent and PPE.	Yes/No <input checked="" type="radio"/> Yes / <input type="radio"/> No
Depth of water column in grease trap : GI by Pot Wash [ ], 20" GI Under Table [ ], 20" GI by Office [ ], 15" <i>Removed from service July 2022</i>	Inches 1/4 Inches 1/4 Inches
Fumehood collection drum <input checked="" type="checkbox"/> GI by Coffee Area, NW [ ], 15" Depth of FOG (fats, oils, grease) Depth of Solids	Yes/No Yes/No Yes/No Yes/No
Is the accumulated FOG and solids occupying greater than 25% of the GI capacity? Prior to opening is odor from the GI present 10 ft or greater?	Yes/No Yes/No Yes/No Yes/No
Are the access covers in need of repair? FOG passing by GI? Does GI need repair? If yes, detail what needs repair Are there signs the GI walls may be deteriorating from corrosion?	Yes/No Yes/No Yes/No Yes/No Yes/No Yes/No Yes/No Yes/No
Are there signs the GI may be leaking? Was the grease trap pressure washed? Inlet Tee, Baffle Wall Elbow and Outlet Tee pressure washed?	Yes/No Yes/No Yes/No Yes/No Yes/No Yes/No Yes/No Yes/No
Are the baffles in good condition/no signs of corrosion and in the proper configuration? Is there any leakage under the baffle wall? Was all grease removed/scraped from GI walls, ledges and ridges?	Yes/No Yes/No Yes/No Yes/No Yes/No Yes/No Yes/No Yes/No
Total gallons pumped out: Location where grease was disposed of:	50 AAA PUMPING SERVICE YARD
Note: The fumehood collection drum is not a GI and is not subject to all the same questions as GIs on this form.	

# Rio Rancho Grease Interceptor Report

Inspection Date <u>1-11-2024</u> Service Date <u>1-11-2024</u> Technician/Company <u>JUNIOR MORENO AAA</u> <b>RR5 Grease Interceptors (GIs)</b>	Comments
Before Pumping: Verify the spill kit in the area and verify it has absorbent and PPE.	Yes/No <input checked="" type="radio"/> Yes <input type="radio"/> No
Depth of water column in grease trap :	
GI by Pot Wash [ ], 20"	Inches <input type="radio"/> Inches <input type="radio"/> Inches
GI Under Table [ ], 20"	
GI by Office [ ], 15" Removed from service July 2022	
Fumehood collection drum [ ]	
GI by Coffee Area, NW [ ], 15"	
Depth of FOG (fats, oils, grease)	Yes/No <input checked="" type="radio"/> Yes <input type="radio"/> No
Depth of Solids	Yes/No <input checked="" type="radio"/> Yes <input type="radio"/> No
Is the accumulated FOG and solids occupying greater than	
25% of the GI capacity?	Yes/No <input checked="" type="radio"/> Yes <input type="radio"/> No
Prior to opening is odor from the GI present 10 ft or greater?	Yes/No <input checked="" type="radio"/> Yes <input type="radio"/> No
Are the access covers in need of repair?	Yes/No <input checked="" type="radio"/> Yes <input type="radio"/> No
FOG passing by GI?	Yes/No <input checked="" type="radio"/> Yes <input type="radio"/> No
Does GI need repair? If yes, detail what needs repair	Yes/No <input checked="" type="radio"/> Yes <input type="radio"/> No
Are there signs the GI walls may be deteriorating from corrosion?	Yes/No <input checked="" type="radio"/> Yes <input type="radio"/> No
Are there signs the GI may be leaking?	Yes/No <input checked="" type="radio"/> Yes <input type="radio"/> No
Was the grease trap pressure washed?	Yes/No <input checked="" type="radio"/> Yes <input type="radio"/> No
Inlet Tee, Baffle Wall Elbow and Outlet Tee pressure washed?	Yes/No <input checked="" type="radio"/> Yes <input type="radio"/> No
Are the baffles in good condition/no signs of corrosion and in the proper configuration?	Yes/No <input checked="" type="radio"/> Yes <input type="radio"/> No
Is there any leakage under the baffle wall?	Yes/No <input checked="" type="radio"/> Yes <input type="radio"/> No
Was all grease removed/scraped from GI walls, ledges and ridges?	Yes/No <input checked="" type="radio"/> Yes <input type="radio"/> No
Total gallons pumped out:	50
Location where grease was disposed of:	AAA PUMPING SERVICE YARD
Note: The fumehood collection drum is not a GI and is not subject to all the same questions as GIs on this form.	

# Rio Rancho Grease Interceptor Report

Inspection Date <u>1-11-2024</u> Service Date <u>1-11-2024</u> Technician/Company <u>JUNIOR MORENO</u> <u>AAA</u> <b>RRS Grease Interceptors (GIs)</b>	Comments Comments
Before Pumping: Verify the spill kit in the area and verify it has absorbent and PPE.	Yes/No Yes/No
Depth of water column in grease trap :	Inches
GI by Pot Wash [ <u>Y</u> ], 20"	Inches
GI Under Table [ ], 20"	1/2 Inches
GI by Office [ ], 15" Removed from service July 2022	Yes/No Yes/No
Fumehood collection drum [ ]	Yes/No Yes/No Yes/No Yes/No
GI by Coffee Area, NW [ ], 15"	Yes/No Yes/No Yes/No Yes/No
Depth of FOG (fats, oils, grease)	Yes/No Yes/No Yes/No Yes/No
Depth of Solids	Yes/No Yes/No Yes/No Yes/No
Is the accumulated FOG and solids occupying greater than 25% of the GI capacity?	Yes/No Yes/No Yes/No Yes/No
Prior to opening is odor from the GI present 10 ft or greater?	Yes/No Yes/No Yes/No Yes/No
Are the access covers in need of repair?	Yes/No Yes/No Yes/No Yes/No
FOG passing by GI?	Yes/No Yes/No Yes/No Yes/No
Does GI need repair? If yes, detail what needs repair	Yes/No Yes/No Yes/No Yes/No
Are there signs the GI walls may be deteriorating from corrosion?	Yes/No Yes/No Yes/No Yes/No
Are there signs the GI may be leaking?	Yes/No Yes/No Yes/No Yes/No
Was the grease trap pressure washed?	Yes/No Yes/No Yes/No Yes/No
Inlet Tee, Baffle Wall Elbow and Outlet Tee pressure washed?	Yes/No Yes/No Yes/No Yes/No
Are the baffles in good condition/no signs of corrosion and in the proper configuration?	Yes/No Yes/No Yes/No Yes/No
Is there any leakage under the baffle wall?	Yes/No Yes/No Yes/No Yes/No
Was all grease removed/scraped from GI walls, ledges and ridges?	Yes/No Yes/No Yes/No Yes/No
Total gallons pumped out:	50
Location where grease was disposed of:	AAA PUMPING SERVICE YARD

Note: The fumehood collection drum is not a GI and is not subject to all the same questions as GIs on this form.

# Rio Rancho Grease Interceptor Report

Inspection Date 1-11-2024 Service Date 1-11-2024 Technician/Company JUNIOR MORENO XXX

*RIS Grease Interceptors (GIs)* Comments

Before Pumping: Verify the spill kit in the area and verify it has absorbent and PPE.	<input checked="" type="radio"/> Yes <input type="radio"/> No
Depth of water column in grease trap :	
GI by Pot Wash <input type="checkbox"/> , 20"	
GI Under Table <input checked="" type="checkbox"/> , 20"	
<del>GI by Office <input type="checkbox"/>, 15"</del> Removed from service July 2022	
Fumehood collection drum <input type="checkbox"/>	
GI by Coffee Area, NW <input type="checkbox"/> , 15"	
Depth of FOG (fats, oils, grease)	
Depth of Solids	
Is the accumulated FOG and solids occupying greater than 25% of the GI capacity?	
Prior to opening is odor from the GI present 10 ft or greater?	
Are the access covers in need of repair?	
FOG passing by GI?	
Does GI need repair? If yes, detail what needs repair	
Are there signs the GI walls may be deteriorating from corrosion?	
Are there signs the GI may be leaking?	
Was the grease trap pressure washed?	
Inlet Tee, Baffle Wall Elbow and Outlet Tee pressure washed?	
Are the baffles in good condition/no signs of corrosion and in the proper configuration?	
Is there any leakage under the baffle wall?	
Was all grease removed/scraped from GI walls, ledges and ridges?	
Total gallons pumped out:	
Location where grease was disposed of:	

NOT IN USE AT THIS MOMENT

*Note: The fumehood collection drum is not a GI and is not subject to all the same questions as GIs on this form.*

Grease Trap Paper work  
1/25/2024

# AAA PUMPING SERVICE, INC.

P.O. BOX 12186 ALBUQUERQUE, NM 87195  
Ph: (505) 345-3965 Fax: (505) 243-0314

DISPOSAL  
TRIP MANIFEST  
88445

## WASTE PRODUCER

PRODUCER'S NAME Intel Corp PHONE \_\_\_\_\_ DATE OF COLLECTION 1/25/24  
ADDRESS 4100 Sara Rd SW APPROX. GALLONS 180  
CITY Teco Ranch STATE NM ZIP 87108 WASTE TYPE:  SAND OR GRIT  GREASE  
RESPON. PERSON  Rodriguez E. DATE 1/25/24  OTHER - DESCRIBE \_\_\_\_\_

## WASTE TRANSPORTER

TRUCK DRIVER'S SIGNATURE [Signature] DATE 1/25/24 PERMIT NO. 27235

## DISPOSAL SITE

AAA Pumping Service Inc  
2855 2nd st sw  
Albuquerque, NM 87102

MANIFEST MUST BE KEPT ON  
PREMISES TO SHOW PROOF OF  
PUMPING & LEGAL WASTE DISPOSAL

Responsible person signing for Waste Producer certifies that there is nothing hazardous in the materials being pumped. AAA PUMPING SERVICE, INC. reserves the right to file legal action against the Waste Producer for falsification of information.

# Rio Rancho Grease Interceptor Report

Inspection Date 1/25/24 Service Date 1/25/24 Technician/Company JUNIOR MORENO AAA

## RRS Grease Interceptors (GIs)

### Comments

Before Pumping: Verify the spill kit in the area and verify it has absorbent and PPE.	<input type="radio"/> Yes <input checked="" type="radio"/> No	
Depth of water column in grease trap :		
GI by Pot Wash [ ], 20"		
GI Under Table [ ], 20"		
<del>GI by Office [ ], 15"</del> <i>Removed from service July 2022</i>		
Fumehood collection drum <input checked="" type="checkbox"/>		
GI by Coffee Area, NW [ ], 15"		
Depth of FOG (fats, oils, grease)	Inches	
Depth of Solids	1/2 Inches	
Is the accumulated FOG and solids occupying greater than 25% of the GI capacity?	Yes <input checked="" type="radio"/> No <input type="radio"/>	
Prior to opening is odor from the GI present 10 ft or greater?	Yes <input checked="" type="radio"/> No <input type="radio"/>	
Are the access covers in need of repair?	Yes <input checked="" type="radio"/> No <input type="radio"/>	
FOG passing by GI?	Yes <input checked="" type="radio"/> No <input type="radio"/>	
Does GI need repair? If yes, detail what needs repair	Yes <input checked="" type="radio"/> No <input type="radio"/>	
Are there signs the GI walls may be deteriorating from corrosion?	Yes <input checked="" type="radio"/> No <input type="radio"/>	
Are there signs the GI may be leaking?	Yes <input checked="" type="radio"/> No <input type="radio"/>	
Was the grease trap pressure washed?	Yes <input checked="" type="radio"/> No <input type="radio"/>	
Inlet Tee, Baffle Wall Elbow and Outlet Tee pressure washed?	Yes <input checked="" type="radio"/> No <input type="radio"/>	
Are the baffles in good condition/no signs of corrosion and in the proper configuration?	Yes <input checked="" type="radio"/> No <input type="radio"/>	N/A
Is there any leakage under the baffle wall?	Yes <input checked="" type="radio"/> No <input type="radio"/>	
Was all grease removed/scraped from GI walls, ledges and ridges?	Yes <input checked="" type="radio"/> No <input type="radio"/>	
Total gallons pumped out:	50	
Location where grease was disposed of:	AAA	PUMPING SERVICE YARD

Note: The fumehood collection drum is not a GI and is not subject to all the same questions as GIs on this form.



# Rio Rancho Grease Interceptor Report

Inspection Date 1/25/24 Service Date 1/25/24 Technician/Company JUNIOR MORENO KAX  
*RR5 Grease Interceptors (GIs)* *Comments*

Before Pumping: Verify the spill kit in the area and verify it has absorbent and PPE.	<input checked="" type="radio"/> Yes <input type="radio"/> No
Depth of water column in grease trap :	
GI by Pot Wash [ <input checked="" type="checkbox"/> ], 20"	
GI Under Table [ <input type="checkbox"/> ], 20"	
GI by Office [ <input type="checkbox"/> ], 15" <i>Removed from service July 2022</i>	
Fumehood collection drum [ <input type="checkbox"/> ]	
GI by Coffee Area, NW [ <input type="checkbox"/> ], 15"	
Depth of FOG (fats, oils, grease)	1.0 Inches
Depth of Solids	1/2 Inches
Is the accumulated FOG and solids occupying greater than 25% of the GI capacity?	<input checked="" type="radio"/> Yes <input type="radio"/> No
Prior to opening is odor from the GI present 10 ft or greater?	<input checked="" type="radio"/> Yes <input type="radio"/> No
Are the access covers in need of repair?	<input checked="" type="radio"/> Yes <input type="radio"/> No
FOG passing by GI?	<input checked="" type="radio"/> Yes <input type="radio"/> No
Does GI need repair? If yes, detail what needs repair	<input checked="" type="radio"/> Yes <input type="radio"/> No
Are there signs the GI walls may be deteriorating from corrosion?	<input checked="" type="radio"/> Yes <input type="radio"/> No
Are there signs the GI may be leaking?	<input checked="" type="radio"/> Yes <input type="radio"/> No
Was the grease trap pressure washed?	<input checked="" type="radio"/> Yes <input type="radio"/> No
Inlet Tee, Baffle Wall Elbow and Outlet Tee pressure washed?	<input checked="" type="radio"/> Yes <input type="radio"/> No
Are the baffles in good condition/no signs of corrosion and in the proper configuration?	<input checked="" type="radio"/> Yes <input type="radio"/> No
Is there any leakage under the baffle wall?	<input checked="" type="radio"/> Yes <input type="radio"/> No
Was all grease removed/scraped from GI walls, ledges and ridges?	<input checked="" type="radio"/> Yes <input type="radio"/> No
Total gallons pumped out:	50
Location where grease was disposed of:	AAA PUMPING SERVICE YARD

Note: The fumehood collection drum is not a GI and is not subject to all the same questions as GIs on this form.

# Rio Rancho Grease Interceptor Report

Inspection Date <u>1/25/24</u> Service Date <u>1/25/24</u> Technician/Company <u>JUNIOR MORENO AAA</u>	Comments
<p>RRS Grease Interceptors (GIs)</p> <p>Before Pumping: Verify the spill kit in the area and verify it has absorbent and PPE.</p>	<p><input checked="" type="radio"/> Yes <input type="radio"/> No</p>
<p>Depth of water column in grease trap :</p>	
<p>GI by Pot Wash [ ], 20"</p>	
<p>GI Under Table [ <input checked="" type="checkbox"/> ], 20"</p>	
<p>GI by Office [ ], 15" <i>Removed from service July 2022</i></p>	
<p>Fumehood collection drum [ ]</p>	
<p>GI by Coffee Area, NW [ ], 15"</p>	
<p>Depth of FOG (fats, oils, grease)</p>	<p>Inches <input type="radio"/> Inches <input type="radio"/> Inches</p>
<p>Depth of Solids</p>	
<p>Is the accumulated FOG and solids occupying greater than</p>	
<p>25% of the GI capacity?</p>	<p>Yes <input checked="" type="radio"/> No</p>
<p>Prior to opening is odor from the GI present 10 ft or</p>	
<p>greater?</p>	
<p>Are the access covers in need of repair?</p>	<p>Yes <input checked="" type="radio"/> No</p>
<p>FOG passing by GI?</p>	<p>Yes <input checked="" type="radio"/> No</p>
<p>Does GI need repair? If yes, detail what needs repair</p>	<p>Yes <input checked="" type="radio"/> No</p>
<p>Are there signs the GI walls may be deteriorating from</p>	<p>Yes <input checked="" type="radio"/> No</p>
<p>corrosion?</p>	
<p>Are there signs the GI may be leaking?</p>	<p>Yes <input checked="" type="radio"/> No</p>
<p>Was the grease trap pressure washed?</p>	<p>Yes <input checked="" type="radio"/> No</p>
<p>Inlet Tee, Baffle Wall Elbow and Outlet Tee pressure</p>	
<p>washed?</p>	<p>Yes <input checked="" type="radio"/> No</p>
<p>Are the baffles in good condition/no signs of corrosion</p>	
<p>and in the proper configuration?</p>	<p>Yes <input checked="" type="radio"/> No</p>
<p>Is there any leakage under the baffle wall?</p>	<p>Yes <input checked="" type="radio"/> No</p>
<p>Was all grease removed/scraped from GI walls, ledges</p>	
<p>and ridges?</p>	<p>Yes <input checked="" type="radio"/> No</p>
<p>Total gallons pumped out:</p>	<p>50</p>
<p>Location where grease was disposed of:</p>	<p>AAA PUMPING SERVICE YARD</p>

Note: The fumehood collection drum is not a GI and is not subject to all the same questions as GIs on this form.

# Rio Rancho Grease Interceptor Report

Inspection Date <u>1/25/24</u> Service Date <u>1/25/24</u> Technician/Company <u>JUNIOR WLORENDO AAA</u> <b>RR5 Grease Interceptors (GIs)</b>	Comments
Before Pumping: Verify the spill kit in the area and verify it has absorbent and PPE. Depth of water column in grease trap : GI by Pot Wash [ ], 20" GI Under Table [ ], 20" GI by Office [ ], 15" <i>Removed from service July 2022</i> Fumehood collection drum [ ] GI by Coffee Area, NW [ ], 15" Depth of FOG (fats, oils, grease) Depth of Solids	(Yes/No)  Inches <input type="radio"/> Inches <input type="radio"/> Inches
Is the accumulated FOG and solids occupying greater than 25% of the GI capacity? Prior to opening is odor from the GI present 10 ft or greater?	Yes/No Yes/No Yes/No Yes/No
Are the access covers in need of repair? FOG passing by GI?	Yes/No Yes/No Yes/No Yes/No
Does GI need repair? If yes, detail what needs repair Are there signs the GI walls may be deteriorating from corrosion?	Yes/No Yes/No Yes/No Yes/No
Are there signs the GI may be leaking? Was the grease trap pressure washed? Inlet Tee, Baffle Wall Elbow and Outlet Tee pressure washed?	Yes/No Yes/No Yes/No Yes/No
Are the baffles in good condition/no signs of corrosion and in the proper configuration? Is there any leakage under the baffle wall? Was all grease removed/scraped from GI walls, ledges and ridges?	Yes/No Yes/No Yes/No
Total gallons pumped out: Location where grease was disposed of:	30 AAA PUMPING SERVICE YARD

Note: The fumehood collection drum is not a GI and is not subject to all the same questions as GIs on this form.

Grease Trap Paper work  
2/8/2024

# AAA PUMPING SERVICE, INC.

P.O. BOX 12186 ALBUQUERQUE, NM 87195  
Ph: (505) 345-3965 Fax: (505) 243-0314

DISPOSAL  
TRIP MANIFEST  
88126

## WASTE PRODUCER

PRODUCER'S NAME LuTel Corp PHONE \_\_\_\_\_ APPROX. GALLONS 180 DATE OF COLLECTION 2/8/24  
ADDRESS 4100 Sara Rd WASTE TYPE:  SAND OR GRIT  GREASE  
CITY Rio Rancho STATE NM ZIP 87107  OTHER - DESCRIBE \_\_\_\_\_  
RESPON. PERSON  [Signature] DATE 2/8/24

## WASTE TRANSPORTER

TRUCK DRIVER'S SIGNATURE [Signature] DATE 2/8/24 PERMIT NO. 27235

## DISPOSAL SITE

AAA Pumping Service Inc  
2855 2nd st sw  
Albuquerque, NM 87102

MANIFEST MUST BE KEPT ON  
PREMISES TO SHOW PROOF OF  
PUMPING & LEGAL WASTE DISPOSAL

Responsible person signing for Waste Producer certifies that there is nothing hazardous in the materials being pumped. AAA PUMPING SERVICE, INC. reserves the right to file legal action against the Waste Producer for falsification of information.

# Rio Rancho Grease Interceptor Report

Inspection Date <u>2/8/24</u> Service Date <u>2/8/24</u> Technician/Company <u>UNIOR MORENO RAA</u>	
<b>RRS Grease Interceptors (GIs)</b>	<b>Comments</b>
Before Pumping: Verify the spill kit in the area and verify it has absorbent and PPE.	<input type="radio"/> Yes/ <input type="radio"/> No
Depth of water column in grease trap :	
GI by Pot Wash [ ], 20"	
GI Under Table [ ], 20"	
GI by Office [ ], 15" <i>Removed from service July 2022</i>	
Fumehood collection drum <input checked="" type="checkbox"/>	
GI by Coffee Area, NW [ ], 15"	Inches
Depth of FOG (fats, oils, grease)	$\frac{1}{2}$ Inches
Depth of Solids	$\frac{1}{2}$ Inches
Is the accumulated FOG and solids occupying greater than 25% of the GI capacity?	<input type="radio"/> Yes/ <input checked="" type="radio"/> No
Prior to opening is odor from the GI present 10 ft or greater?	<input type="radio"/> Yes/ <input checked="" type="radio"/> No
Are the access covers in need of repair?	<input type="radio"/> Yes/ <input checked="" type="radio"/> No
FOG passing by GI?	<input type="radio"/> Yes/ <input checked="" type="radio"/> No
Does GI need repair? If yes, detail what needs repair	<input type="radio"/> Yes/ <input checked="" type="radio"/> No
Are there signs the GI walls may be deteriorating from corrosion?	<input type="radio"/> Yes/ <input checked="" type="radio"/> No
Are there signs the GI may be leaking?	<input type="radio"/> Yes/ <input checked="" type="radio"/> No
Was the grease trap pressure washed?	<input type="radio"/> Yes/ <input checked="" type="radio"/> No
Inlet Tee, Baffle Wall Elbow and Outlet Tee pressure washed?	<input type="radio"/> Yes/ <input checked="" type="radio"/> No
Are the baffles in good condition/no signs of corrosion and in the proper configuration?	<input type="radio"/> Yes/ <input checked="" type="radio"/> No
Is there any leakage under the baffle wall?	<input type="radio"/> Yes/ <input checked="" type="radio"/> No
Was all grease removed/scraped from GI walls, ledges and ridges?	<input type="radio"/> Yes/ <input checked="" type="radio"/> No
Total gallons pumped out:	50
Location where grease was disposed of:	AAA
	N/A
	PUMPING SERVICE YARD

Note: The fumehood collection drum is not a GI and is not subject to all the same questions as GIs on this form.

# Rio Rancho Grease Interceptor Report

Inspection Date <u>2/8/24</u> Service Date <u>2/8/24</u> Technician/Company <u>JUNIOR WOBENO KAK</u>	
<b>RR5 Grease Interceptors (GIs)</b>	<b>Comments</b>
Before Pumping: Verify the spill kit in the area and verify it has absorbent and PPE.	<input checked="" type="radio"/> Yes <input type="radio"/> No
Depth of water column in grease trap :	
GI by Pot Wash [ ], 20"	
GI Under Table [ <u>✓</u> ], 20"	
GI by Office [ ], 15" <i>Removed from service July 2022</i>	
Fumehood collection drum [ ]	
GI by Coffee Area, NW [ ], 15"	
Depth of FOG (fats, oils, grease)	Inches
Depth of Solids	<input type="radio"/> Inches <input checked="" type="radio"/> 1/4 Inches
Is the accumulated FOG and solids occupying greater than 25% of the GI capacity?	<input checked="" type="radio"/> Yes <input type="radio"/> No
Prior to opening is odor from the GI present 10 ft or greater?	<input checked="" type="radio"/> Yes <input type="radio"/> No
Are the access covers in need of repair?	<input checked="" type="radio"/> Yes <input type="radio"/> No
FOG passing by GI?	<input checked="" type="radio"/> Yes <input type="radio"/> No
Does GI need repair? If yes, detail what needs repair	<input checked="" type="radio"/> Yes <input type="radio"/> No
Are there signs the GI walls may be deteriorating from corrosion?	<input checked="" type="radio"/> Yes <input type="radio"/> No
Are there signs the GI may be leaking?	<input checked="" type="radio"/> Yes <input type="radio"/> No
Was the grease trap pressure washed?	<input checked="" type="radio"/> Yes <input type="radio"/> No
Inlet Tee, Baffle Wall Elbow and Outlet Tee pressure washed?	<input checked="" type="radio"/> Yes <input type="radio"/> No
Are the baffles in good condition/no signs of corrosion and in the proper configuration?	<input checked="" type="radio"/> Yes <input type="radio"/> No
Is there any leakage under the baffle wall?	<input checked="" type="radio"/> Yes <input type="radio"/> No
Was all grease removed/scraped from GI walls, ledges and ridges?	<input checked="" type="radio"/> Yes <input type="radio"/> No
Total gallons pumped out:	50
Location where grease was disposed of:	AAA PUMPING SERVICE YARD
<i>Note: The fumehood collection drum is not a GI and is not subject to all the same questions as GIs on this form.</i>	

# Rio Rancho Grease Interceptor Report

Inspection Date <u>2/8/24</u> Service Date <u>2/8/24</u>	Technician/Company <u>JUNIOR MORENO AAA</u>	Comments
<b>RR5 Grease Interceptors (GIs)</b>		
Before Pumping: Verify the spill kit in the area and verify it has absorbent and PPE.		
Depth of water column in grease trap :	<input type="radio"/> Yes <input checked="" type="radio"/> No	
GI by Pot Wash [ <input checked="" type="checkbox"/> , 20"		
GI Under Table [ <input type="checkbox"/> , 20"		
GI by Office [ <input type="checkbox"/> , 15" <i>Removed from service July 2022</i>		
Fumehood collection drum [ <input type="checkbox"/>		
GI by Coffee Area, NW [ <input type="checkbox"/> , 15"		
Depth of FOG (fats, oils, grease)	Inches 1.0 Inches 1/2 Inches	
Depth of Solids		
Is the accumulated FOG and solids occupying greater than 25% of the GI capacity?	Yes <input checked="" type="radio"/> No <input type="radio"/>	
Prior to opening is odor from the GI present 10 ft or greater?	Yes <input checked="" type="radio"/> No <input type="radio"/>	
Are the access covers in need of repair?	Yes <input checked="" type="radio"/> No <input type="radio"/>	
FOG passing by GI?	Yes <input checked="" type="radio"/> No <input type="radio"/>	
Does GI need repair? If yes, detail what needs repair	Yes <input checked="" type="radio"/> No <input type="radio"/>	
Are there signs the GI walls may be deteriorating from corrosion?	Yes <input checked="" type="radio"/> No <input type="radio"/>	
Are there signs the GI may be leaking?	Yes <input checked="" type="radio"/> No <input type="radio"/>	
Was the grease trap pressure washed?	Yes <input checked="" type="radio"/> No <input type="radio"/>	
Inlet Tee, Baffle Wall Elbow and Outlet Tee pressure washed?	Yes <input checked="" type="radio"/> No <input type="radio"/>	
Are the baffles in good condition/no signs of corrosion and in the proper configuration?	Yes <input checked="" type="radio"/> No <input type="radio"/>	
Is there any leakage under the baffle wall?	Yes <input checked="" type="radio"/> No <input type="radio"/>	
Was all grease removed/scraped from GI walls, ledges and ridges?	Yes <input checked="" type="radio"/> No <input type="radio"/>	
Total gallons pumped out:	50	
Location where grease was disposed of:	AAA	PUMPING SERVICE YARD
Note: The fumehood collection drum is not a GI and is not subject to all the same questions as GIs on this form.		

# Rio Rancho Grease Interceptor Report

Inspection Date 2/8/24 Service Date 2/8/24 Technician/Company JUNIOR W. ORENDO AAA  
**RR5 Grease Interceptors (GIs)** Comments

Before Pumping: Verify the spill kit in the area and verify it has absorbent and PPE.

Depth of water column in grease trap :

GI by Pot Wash , 20"

GI Under Table , 20"

GI by Office , 15" *Removed from service July 2022*

Fumehood collection drum

GI by Coffee Area, NW , 15"

Depth of FOG (fats, oils, grease)

Depth of Solids

Is the accumulated FOG and solids occupying greater than 25% of the GI capacity?

Prior to opening is odor from the GI present 10 ft or greater?

Are the access covers in need of repair?

FOG passing by GI?

Does GI need repair? If yes, detail what needs repair  
 Are there signs the GI walls may be deteriorating from corrosion?

Are there signs the GI may be leaking?

Was the grease trap pressure washed?

Inlet Tee, Baffle Wall Elbow and Outlet Tee pressure washed?

Are the baffles in good condition/no signs of corrosion and in the proper configuration?

Is there any leakage under the baffle wall?

Was all grease removed/scraped from GI walls, ledges and ridges?

Total gallons pumped out:

Location where grease was disposed of:

Yes/ No

Inches

Inches

Inches

Yes/ No

Yes/ No

Yes/ No

Yes/ No

Yes/ No

Yes/ No

Yes/ No

Yes/ No

Yes/ No

Yes/ No

Yes/ No

Yes/ No

Yes/ No

Yes/ No

*Note: The fumehood collection drum is not a GI and is not subject to all the same questions as GIs on this form.*

PUMPING SERVICE YARD



Grease Trap paper work  
2/22/2024

# AAA PUMPING SERVICE, INC.

P.O. BOX 12186 ALBUQUERQUE, NM 87195  
Ph: (505) 345-3965 Fax: (505) 243-0314

DISPOSAL  
TRIP MANIFEST  
87695

## WASTE PRODUCER

PRODUCER'S NAME Intel Corp PHONE \_\_\_\_\_ APPROX. GALLONS 180 DATE OF COLLECTION 2/22/24  
ADDRESS 4100 Sara Rd WASTE TYPE:  SAND OR GRIT  GREASE  
CITY Rio Rancho STATE NM ZIP 87108  OTHER - DESCRIBE \_\_\_\_\_

RESP. PERSON  Rodriguez DATE 2/22/24  
WASTE TRANSPORTER

TRUCK DRIVER'S SIGNATURE [Signature] DATE 2/22/24 PERMIT NO. 25225  
DISPOSAL SITE \_\_\_\_\_

AAA Pumping Service Inc  
2855 2nd st sw  
Albuquerque, NM 87102

MANIFEST MUST BE KEPT ON  
PREMISES TO SHOW PROOF OF  
PUMPING & LEGAL WASTE DISPOSAL

Responsible person signing for Waste Producer certifies that there is nothing hazardous in the materials being pumped. AAA PUMPING SERVICE, INC. reserves the right to file legal action against the Waste Producer for falsification of information.

# Rio Rancho Grease Interceptor Report

Inspection Date 2-22-24 Service Date 2-22-24 Technician/Company JUNIOR MORENO K&A

RIS Grease Interceptors (GIs)	Comments
Before Pumping: Verify the spill kit in the area and verify it has absorbent and PPE.	(Yes/No)
Depth of water column in grease trap :	
GI by Pot Wash [ ], 20"	
GI Under Table [ ], 20"	
GI by Office [ ], 15" <i>Removed from service July 2022</i>	
Fumehood collection drum <input checked="" type="checkbox"/>	
GI by Coffee Area, NW [ ], 15"	Inches
Depth of FOG (fats, oils, grease)	O Inches
Depth of Solids	O Inches
Is the accumulated FOG and solids occupying greater than 25% of the GI capacity?	Yes/No
Prior to opening is odor from the GI present 10 ft or greater?	Yes/No
Are the access covers in need of repair?	Yes/No
FOG passing by GI?	Yes/No
Does GI need repair? If yes, detail what needs repair	Yes/No
Are there signs the GI walls may be deteriorating from corrosion?	Yes/No
Are there signs the GI may be leaking?	Yes/No
Was the grease trap pressure washed?	Yes/No
Inlet Tee, Baffle Wall Elbow and Outlet Tee pressure washed?	Yes/No
Are the baffles in good condition/no signs of corrosion and in the proper configuration?	Yes/No
Is there any leakage under the baffle wall?	Yes/No
Was all grease removed/scraped from GI walls, ledges and ridges?	Yes/No
Total gallons pumped out:	50
Location where grease was disposed of:	PUMPING SERVICE YARD
Note: The fumehood collection drum is not a GI and is not subject to all the same questions as GIs on this form.	N/A

# Rio Rancho Grease Interceptor Report

Inspection Date <u>2-22-24</u> Service Date <u>2-22-24</u> Technician/Company <u>JUVIOR MORENO XAA</u>	Comments
Before Pumping: Verify the spill kit in the area and verify it has absorbent and PPE.	<input checked="" type="radio"/> Yes <input type="radio"/> No
Depth of water column in grease trap :	
GI by Pot Wash [ ], 20"	
GI Under Table [ ], 20"	
GI by Office [ ], 15" <i>Removed from service July 2022</i>	
Fumehood collection drum [ ]	
GI by Coffee Area, NW [ ], 15"	
Depth of FOG (fats, oils, grease)	Inches <input type="radio"/> Inches <input type="radio"/> Inches
Depth of Solids	
Is the accumulated FOG and solids occupying greater than 25% of the GI capacity?	<input checked="" type="radio"/> Yes <input type="radio"/> No
Prior to opening is odor from the GI present 10 ft or greater?	
Are the access covers in need of repair?	<input type="radio"/> Yes <input checked="" type="radio"/> No
FOG passing by GI?	<input type="radio"/> Yes <input checked="" type="radio"/> No
Does GI need repair? If yes, detail what needs repair	<input type="radio"/> Yes <input checked="" type="radio"/> No
Are there signs the GI walls may be deteriorating from corrosion?	<input type="radio"/> Yes <input checked="" type="radio"/> No
Are there signs the GI may be leaking?	<input type="radio"/> Yes <input checked="" type="radio"/> No
Was the grease trap pressure washed?	<input type="radio"/> Yes <input checked="" type="radio"/> No
Inlet Tee, Baffle Wall Elbow and Outlet Tee pressure washed?	<input type="radio"/> Yes <input checked="" type="radio"/> No
Are the baffles in good condition/no signs of corrosion and in the proper configuration?	<input checked="" type="radio"/> Yes <input type="radio"/> No
Is there any leakage under the baffle wall?	<input type="radio"/> Yes <input checked="" type="radio"/> No
Was all grease removed/scraped from GI walls, ledges and ridges?	<input checked="" type="radio"/> Yes <input type="radio"/> No
Total gallons pumped out:	50
Location where grease was disposed of:	XAA PUMPING SERVICE YARD

*Note: The fumehood collection drum is not a GI and is not subject to all the same questions as GIs on this form.*

# Rio Rancho Grease Interceptor Report

Inspection Date <u>2-22-24</u> Service Date <u>2-22-24</u> Technician/Company <u>JUNIOR MORENO AAA</u>	Comments AAA
Before Pumping: Verify the spill kit in the area and verify it has absorbent and PPE.	Yes/No <input checked="" type="radio"/> Yes / <input type="radio"/> No
Depth of water column in grease trap :	
GI by Pot Wash [ <input checked="" type="checkbox"/> , 20"	
GI Under Table [ <input type="checkbox"/> , 20"	
GI by Office [ <input type="checkbox"/> , 15" Removed from service July 2022	
Fumehood collection drum [ <input type="checkbox"/> ]	
GI by Coffee Area, NW [ <input type="checkbox"/> , 15"	Inches $\frac{1}{2}$ Inches $\frac{1}{2}$ Inches
Depth of FOG (fats, oils, grease)	
Depth of Solids	
Is the accumulated FOG and solids occupying greater than 25% of the GI capacity?	Yes/No <input checked="" type="radio"/> Yes / <input type="radio"/> No
Prior to opening is odor from the GI present 10 ft or greater?	Yes/No <input type="radio"/> Yes / <input checked="" type="radio"/> No
Are the access covers in need of repair?	Yes/No <input type="radio"/> Yes / <input checked="" type="radio"/> No
FOG passing by GI?	Yes/No <input type="radio"/> Yes / <input checked="" type="radio"/> No
Does GI need repair? If yes, detail what needs repair	
Are there signs the GI walls may be deteriorating from corrosion?	Yes/No <input type="radio"/> Yes / <input checked="" type="radio"/> No
Are there signs the GI may be leaking?	Yes/No <input type="radio"/> Yes / <input checked="" type="radio"/> No
Was the grease trap pressure washed?	Yes/No <input type="radio"/> Yes / <input checked="" type="radio"/> No
Inlet Tee, Baffle Wall Elbow and Outlet Tee pressure washed?	Yes/No <input type="radio"/> Yes / <input checked="" type="radio"/> No
Are the baffles in good condition/no signs of corrosion and in the proper configuration?	Yes/No <input type="radio"/> Yes / <input checked="" type="radio"/> No
Is there any leakage under the baffle wall?	Yes/No <input type="radio"/> Yes / <input checked="" type="radio"/> No
Was all grease removed/scraped from GI walls, ledges and ridges?	Yes/No <input type="radio"/> Yes / <input checked="" type="radio"/> No
Total gallons pumped out:	50
Location where grease was disposed of:	AAA PUMPING SERVICE YARD
Note: The fumehood collection drum is not a GI and is not subject to all the same questions as GIs on this form.	

# Rio Rancho Grease Interceptor Report

Inspection Date <u>2-22-24</u> Service Date <u>2-22-24</u> Technician/Company <u>JUNIOR MORENO AAA</u> <b>RR5 Grease Interceptors (GIs)</b>	Comments
Before Pumping: Verify the spill kit in the area and verify it has absorbent and PPE.	Yes/No <input checked="" type="radio"/> Yes <input type="radio"/> No
Depth of water column in grease trap : GI by Pot Wash [ ], 20" GI Under Table [ ], 20" GI by Office [ ], 15" <i>Removed from service July 2022</i> Fumehood collection drum [ ] GI by Coffee Area, NW [ ], 15" Depth of FOG (fats, oils, grease) Depth of Solids	Inches <input type="radio"/> Inches <input type="radio"/> Inches
Is the accumulated FOG and solids occupying greater than 25% of the GI capacity? Prior to opening is odor from the GI present 10 ft or greater?	Yes/No <input checked="" type="radio"/> Yes <input type="radio"/> No
Are the access covers in need of repair? FOG passing by GI? Does GI need repair? If yes, detail what needs repair Are there signs the GI walls may be deteriorating from corrosion?	Yes/No <input checked="" type="radio"/> Yes <input type="radio"/> No Yes/No <input checked="" type="radio"/> Yes <input type="radio"/> No Yes/No <input checked="" type="radio"/> Yes <input type="radio"/> No Yes/No <input checked="" type="radio"/> Yes <input type="radio"/> No
Are there signs the GI may be leaking? Was the grease trap pressure washed? Inlet Tee, Baffle Wall Elbow and Outlet Tee pressure washed?	Yes/No <input checked="" type="radio"/> Yes <input type="radio"/> No Yes/No <input checked="" type="radio"/> Yes <input type="radio"/> No Yes/No <input checked="" type="radio"/> Yes <input type="radio"/> No
Are the baffles in good condition/no signs of corrosion and in the proper configuration? Is there any leakage under the baffle wall? Was all grease removed/scraped from GI walls, ledges and ridges?	Yes/No <input checked="" type="radio"/> Yes <input type="radio"/> No Yes/No <input checked="" type="radio"/> Yes <input type="radio"/> No
Total gallons pumped out: Location where grease was disposed of:	Yes/No <input checked="" type="radio"/> Yes <input type="radio"/> No 30 AAA PUMPING SERVICE YARD
Note: The fumehood collection drum is not a GI and is not subject to all the same questions as GIs on this form.	

Grease trap paper work  
03-07-2024

# AAA PUMPING SERVICE, INC.

P.O. BOX 12186 ALBUQUERQUE, NM 87195  
Ph: (505) 345-3965 Fax: (505) 243-0314

DISPOSAL  
TRIP MANIFEST  
87790

## WASTE PRODUCER

PRODUCER'S NAME Inkel Corp PHONE \_\_\_\_\_ APPROX. GALLONS 150 DATE OF COLLECTION 3/7/24  
ADDRESS 4100 Sara Rd WASTE TYPE:  SAND OR GRIT  GREASE  
CITY Rio Rancho STATE NM ZIP 87108 OTHER - DESCRIBE \_\_\_\_\_  
RESPON. PERSON X Rodriguez DATE 3/7/24

## WASTE TRANSPORTER

TRUCK DRIVER'S SIGNATURE [Signature] DATE 3/7/24 PERMIT NO. 27235

## DISPOSAL SITE

AAA Pumping Service Inc  
2855 2nd st sw  
Albuquerque, NM 87102

MANIFEST MUST BE KEPT ON  
PREMISES TO SHOW PROOF OF  
PUMPING & LEGAL WASTE DISPOSAL

Responsible person signing for Waste Producer certifies that there is nothing hazardous in the materials being pumped. AAA PUMPING SERVICE, INC. reserves the right to file legal action against the Waste Producer for falsification of information.

# Rio Rancho Grease Interceptor Report

Inspection Date <u>3-7-24</u> Service Date <u>3-7-24</u> Technician/Company <u>JUNIOR MORENO</u> <span style="float: right;">AAA</span>	Comments
Before Pumping: Verify the spill kit in the area and verify it has absorbent and PPE.	Yes/No <input checked="" type="radio"/> Yes <input type="radio"/> No
Depth of water column in grease trap :	
GI by Pot Wash [ ], 20"	
GI Under Table [ ], 20"	
GI by Office [ ], 15" <i>Removed from service July 2022</i>	
Fumehood collection drum <input checked="" type="checkbox"/>	
GI by Coffee Area, NW [ ], 15"	
Depth of FOG (fats, oils, grease)	Inches <input type="radio"/> Inches <input type="radio"/> Inches
Depth of Solids	
Is the accumulated FOG and solids occupying greater than 25% of the GI capacity?	Yes <input checked="" type="radio"/> No <input type="radio"/>
Prior to opening is odor from the GI present 10 ft or greater?	Yes <input checked="" type="radio"/> No <input type="radio"/>
Are the access covers in need of repair?	Yes <input checked="" type="radio"/> No <input type="radio"/>
FOG passing by GI?	Yes <input checked="" type="radio"/> No <input type="radio"/>
Does GI need repair? If yes, detail what needs repair	Yes <input checked="" type="radio"/> No <input type="radio"/>
Are there signs the GI walls may be deteriorating from corrosion?	Yes <input checked="" type="radio"/> No <input type="radio"/>
Are there signs the GI may be leaking?	Yes <input checked="" type="radio"/> No <input type="radio"/>
Was the grease trap pressure washed?	Yes <input checked="" type="radio"/> No <input type="radio"/>
Inlet Tee, Baffle Wall Elbow and Outlet Tee pressure washed?	Yes <input checked="" type="radio"/> No <input type="radio"/>
Are the baffles in good condition/no signs of corrosion and in the proper configuration?	Yes <input checked="" type="radio"/> No <input type="radio"/>
Is there any leakage under the baffle wall?	Yes <input checked="" type="radio"/> No <input type="radio"/>
Was all grease removed/scraped from GI walls, ledges and ridges?	Yes <input checked="" type="radio"/> No <input type="radio"/>
Total gallons pumped out:	0
Location where grease was disposed of:	N/A
Note: The fumehood collection drum is not a GI and is not subject to all the same questions as GIs on this form.	

# Rio Rancho Grease Interceptor Report

Inspection Date <u>3-7-24</u> Service Date <u>3-7-24</u> Technician/Company <u>JUNIOR MORENO LAX</u> <i>Inspection of Grease Interceptor (GI)</i>		Comments
Before Pumping: Verify the spill kit in the area and verify it has absorbent and PPE.	<input checked="" type="radio"/> Yes/ <input type="radio"/> No	
Depth of water column in grease trap : GI by Pot Wash [ ], 20" GI Under Table [ <input checked="" type="checkbox"/> , 20" GI by Office [ <input type="checkbox"/> , 15" <i>Removed from service July 2022</i> Fumehood collection drum [ ] GI by Coffee Area, NW [ ], 15"	Inches <input type="radio"/> Inches <input checked="" type="radio"/> 1/4 Inches	
Depth of FOG (fats, oils, grease) Depth of Solids	Yes/ <input checked="" type="radio"/> No	
Is the accumulated FOG and solids occupying greater than 25% of the GI capacity? Prior to opening is odor from the GI present 10 ft or greater?	Yes/ <input checked="" type="radio"/> No Yes/ <input checked="" type="radio"/> No Yes/ <input checked="" type="radio"/> No Yes/ <input checked="" type="radio"/> No	
Are the access covers in need of repair? FOG passing by GI? Does GI need repair? If yes, detail what needs repair	Yes/ <input checked="" type="radio"/> No Yes/ <input checked="" type="radio"/> No Yes/ <input checked="" type="radio"/> No Yes/ <input checked="" type="radio"/> No	
Are there signs the GI walls may be deteriorating from corrosion? Are there signs the GI may be leaking? Was the grease trap pressure washed? Inlet Tee, Baffle Wall Elbow and Outlet Tee pressure washed?	Yes/ <input checked="" type="radio"/> No Yes/ <input checked="" type="radio"/> No Yes/ <input checked="" type="radio"/> No Yes/ <input checked="" type="radio"/> No	
Are the baffles in good condition/no signs of corrosion and in the proper configuration? Is there any leakage under the baffle wall? Was all grease removed/scraped from GI walls, ledges and ridges?	Yes/ <input checked="" type="radio"/> No Yes/ <input checked="" type="radio"/> No Yes/ <input checked="" type="radio"/> No	
Total gallons pumped out: Location where grease was disposed of:	Yes/ <input checked="" type="radio"/> No 50 AAA	PUMPING SERVICE YARD
Note: The fumehood collection drum is not a GI and is not subject to all the same questions as GIs on this form.		



# Rio Rancho Grease Interceptor Report

Inspection Date <u>3-7-24</u> Service Date <u>3-7-24</u> Technician/Company <u>JUNIOR MORENO</u> <span style="float: right;">AXX</span> <i>RAS Grease Interceptors (GIs)</i>	Comments
Before Pumping: Verify the spill kit in the area and verify it has absorbent and PPE.	Yes/No <input type="radio"/> Yes <input type="radio"/> No
Depth of water column in grease trap : GI by Pot Wash [ <input checked="" type="checkbox"/> , 20" GI Under Table [ <input type="checkbox"/> , 20" GI by Office [ <input type="checkbox"/> , 15" <i>Removed from service July 2022</i> Fumehood collection drum [ <input type="checkbox"/> GI by Coffee Area, NW [ <input type="checkbox"/> , 15" Depth of FOG (fats, oils, grease) Depth of Solids	Inches 1/2 Inches 1/2 Inches
Is the accumulated FOG and solids occupying greater than 25% of the GI capacity? Prior to opening is odor from the GI present 10 ft or greater? Are the access covers in need of repair? FOG passing by GI?	Yes/No <input type="radio"/> Yes <input checked="" type="radio"/> No <input type="radio"/> Yes <input checked="" type="radio"/> No <input type="radio"/> Yes <input checked="" type="radio"/> No <input type="radio"/> Yes <input checked="" type="radio"/> No
Does GI need repair? If yes, detail what needs repair Are there signs the GI walls may be deteriorating from corrosion? Are there signs the GI may be leaking? Was the grease trap pressure washed? Inlet Tee, Baffle Wall Elbow and Outlet Tee pressure washed?	Yes/No <input type="radio"/> Yes <input checked="" type="radio"/> No <input type="radio"/> Yes <input checked="" type="radio"/> No <input type="radio"/> Yes <input checked="" type="radio"/> No <input type="radio"/> Yes <input checked="" type="radio"/> No
Are the baffles in good condition/no signs of corrosion and in the proper configuration? Is there any leakage under the baffle wall? Was all grease removed/scraped from GI walls, ledges and ridges?	Yes/No <input type="radio"/> Yes <input checked="" type="radio"/> No <input type="radio"/> Yes <input checked="" type="radio"/> No
Total gallons pumped out: Location where grease was disposed of:	50 AFA PUMPING SERVICE YARD
Note: The fumehood collection drum is not a GI and is not subject to all the same questions as GIs on this form.	

# Rio Rancho Grease Interceptor Report

Inspection Date 3-7-24 Service Date 3-7-24 Technician/Company JUNIOR MORENO RAA  
*RIS Grease Interceptors (GIs)* *Comments*

Before Pumping: Verify the spill kit in the area and verify it has absorbent and PPE.	<input checked="" type="radio"/> Yes <input type="radio"/> No
Depth of water column in grease trap :	
GI by Pot Wash [ ], 20"	
GI Under Table [ ], 20"	
GI by Office [ ], 15" <i>Removed from service July 2022</i>	
Fumehood collection drum [ ]	
GI by Coffee Area, NW [ ], 15"	
Depth of FOG (fats, oils, grease)	Inches <input type="radio"/> Inches <input type="radio"/> Inches
Depth of Solids	
Is the accumulated FOG and solids occupying greater than 25% of the GI capacity?	<input checked="" type="radio"/> Yes <input type="radio"/> No
Prior to opening is odor from the GI present 10 ft or greater?	<input checked="" type="radio"/> Yes <input type="radio"/> No
Are the access covers in need of repair?	<input checked="" type="radio"/> Yes <input type="radio"/> No
FOG passing by GI?	<input checked="" type="radio"/> Yes <input type="radio"/> No
Does GI need repair? If yes, detail what needs repair	<input checked="" type="radio"/> Yes <input type="radio"/> No
Are there signs the GI walls may be deteriorating from corrosion?	<input checked="" type="radio"/> Yes <input type="radio"/> No
Are there signs the GI may be leaking?	<input checked="" type="radio"/> Yes <input type="radio"/> No
Was the grease trap pressure washed?	<input checked="" type="radio"/> Yes <input type="radio"/> No
Inlet Tee, Baffle Wall Elbow and Outlet Tee pressure washed?	<input checked="" type="radio"/> Yes <input type="radio"/> No
Are the baffles in good condition/no signs of corrosion and in the proper configuration?	<input checked="" type="radio"/> Yes <input type="radio"/> No
Is there any leakage under the baffle wall?	<input checked="" type="radio"/> Yes <input type="radio"/> No
Was all grease removed/scraped from GI walls, ledges and ridges?	<input checked="" type="radio"/> Yes <input type="radio"/> No
Total gallons pumped out:	<u>50</u>
Location where grease was disposed of:	<u>RAA PUMPING SERVICE YARD</u>

Note: The fumehood collection drum is not a GI and is not subject to all the same questions as GIs on this form.

Grease trap paper work  
03-21-2024

**AAA PUMPING SERVICE, INC.**  
DISPOSAL  
TRIP MANIFEST  
92918

**AAA PUMPING SERVICE, INC.**  
P.O. BOX 12186 ALBUQUERQUE, NM 87195  
Ph: (505) 345-3965 Fax: (505) 243-0314

**WASTE PRODUCER**

PRODUCER'S NAME Intel Corp PHONE \_\_\_\_\_ APPROX. GALLONS 180 DATE OF COLLECTION 3/21/24  
ADDRESS 4100 Sara Rd WASTE TYPE:  SAND OR GRIT  GREASE  
CITY Palo Rancho STATE NM ZIP 87106  OTHER - DESCRIBE \_\_\_\_\_  
RESPON. PERSON Rodriguez DATE 3/21/24

**WASTE TRANSPORTER**

TRUCK DRIVER'S SIGNATURE \_\_\_\_\_ DATE 3/21/24 PERMIT NO. 27235

**DISPOSAL SITE**

AAA Pumping Service Inc  
2855 2nd st sw  
Albuquerque, NM 87102

**MANIFEST MUST BE KEPT ON  
PREMISES TO SHOW PROOF OF  
PUMPING & LEGAL WASTE DISPOSAL**

Responsible person signing for Waste Producer certifies that there is nothing hazardous in the materials being pumped. **AAA PUMPING SERVICE, INC.** reserves the right to file legal action against the Waste Producer for falsification of information.

# Rio Rancho Grease Interceptor Report

Inspection Date <u>3-21-24</u> Service Date <u>3-21-24</u> Technician/Company <u>JUNIOR MIRENO</u> <u>AAA</u>	Comments
<p>Before Pumping: Verify the spill kit in the area and verify it has absorbent and PPE.</p> <p>Depth of water column in grease trap :</p> <p>GI by Pot Wash [ ], 20"</p> <p>GI Under Table [ ], 20"</p> <p><del>GI by Office [ ], 15"</del> <i>Removed from service July 2022</i></p> <p>Fumehood collection drum [ ]</p> <p>GI by Coffee Area, NW [ ], 15"</p> <p>Depth of FOG (fats, oils, grease)</p> <p>Depth of Solids</p> <p>Is the accumulated FOG and solids occupying greater than 25% of the GI capacity?</p> <p>Prior to opening is odor from the GI present 10 ft or greater?</p> <p>Are the access covers in need of repair?</p> <p>FOG passing by GI?</p> <p>Does GI need repair? If yes, detail what needs repair</p> <p>Are there signs the GI walls may be deteriorating from corrosion?</p> <p>Are there signs the GI may be leaking?</p> <p>Was the grease trap pressure washed?</p> <p>Inlet Tee, Baffle Wall Elbow and Outlet Tee pressure washed?</p> <p>Are the baffles in good condition/no signs of corrosion and in the proper configuration?</p> <p>Is there any leakage under the baffle wall?</p> <p>Was all grease removed/scraped from GI walls, ledges and ridges?</p> <p>Total gallons pumped out:</p> <p>Location where grease was disposed of:</p>	<p><input checked="" type="radio"/> Yes/<input type="radio"/> No</p> <p>Inches</p> <p><input checked="" type="radio"/> Inches</p> <p><input type="radio"/> Inches</p> <p>Yes/<input checked="" type="radio"/> No</p> <p>Yes/<input checked="" type="radio"/> No</p> <p>Yes/<input checked="" type="radio"/> No</p> <p>Yes/<input checked="" type="radio"/> No</p> <p>Yes/<input checked="" type="radio"/> No</p> <p>Yes/<input checked="" type="radio"/> No</p> <p>Yes/<input checked="" type="radio"/> No</p> <p>Yes/<input checked="" type="radio"/> No</p> <p>Yes/<input checked="" type="radio"/> No</p> <p>Yes/<input checked="" type="radio"/> No</p> <p>Yes/<input checked="" type="radio"/> No</p> <p>Yes/<input checked="" type="radio"/> No</p> <p>Yes/<input checked="" type="radio"/> No</p> <p>Yes/<input checked="" type="radio"/> No</p> <p>Yes/<input checked="" type="radio"/> No</p> <p>Yes/<input checked="" type="radio"/> No</p> <p>50</p> <p>AAA</p> <p>N/A</p> <p>PUMPING SERVICE YARD</p>
<p>Note: The fumehood collection drum is not a GI and is not subject to all the same questions as GIs on this form.</p>	

# Rio Rancho Grease Interceptor Report

Inspection Date <u>3-21-24</u> Service Date <u>3-21-24</u> Technician/Company <u>JUNIOR MORENO AAA</u> <b>RR5 Grease Interceptors (GIs)</b>	Comments
Before Pumping: Verify the spill kit in the area and verify it has absorbent and PPE.	Yes/No
Depth of water column in grease trap :	
GI by Pot Wash [ ], 20"	
GI Under Table [ <input checked="" type="checkbox"/> , 20"	
GI by Office [ <input checked="" type="checkbox"/> , 15" Removed from service July 2022	
Fumehood collection drum [ ]	
GI by Coffee Area, NW [ ], 15"	
Depth of FOG (fats, oils, grease)	Inches 1/4 Inches X 4 Inches
Depth of Solids	
Is the accumulated FOG and solids occupying greater than 25% of the GI capacity?	Yes/No Yes/No
Prior to opening is odor from the GI present 10 ft or greater?	Yes/No Yes/No Yes/No Yes/No
Are the access covers in need of repair?	Yes/No Yes/No Yes/No Yes/No
FOG passing by GI?	Yes/No Yes/No Yes/No Yes/No
Does GI need repair? If yes, detail what needs repair	
Are there signs the GI walls may be deteriorating from corrosion?	Yes/No Yes/No Yes/No Yes/No
Are there signs the GI may be leaking?	Yes/No Yes/No Yes/No Yes/No
Was the grease trap pressure washed?	
Inlet Tee, Baffle Wall Elbow and Outlet Tee pressure washed?	Yes/No Yes/No Yes/No Yes/No
Are the baffles in good condition/no signs of corrosion and in the proper configuration?	
Is there any leakage under the baffle wall?	Yes/No Yes/No Yes/No Yes/No
Was all grease removed/scraped from GI walls, ledges and ridges?	Yes/No Yes/No Yes/No Yes/No
Total gallons pumped out:	50 AAA
Location where grease was disposed of:	PUMPING SERVICE YARD

Note: The fumehood collection drum is not a GI and is not subject to all the same questions as GIs on this form.

# Rio Rancho Grease Interceptor Report

Inspection Date <u>3-21-24</u> Service Date <u>3-21-24</u> Technician/Company <u>JUVINOR MORENO</u>		Comments AAA
RR5 Grease Interceptors (GIs)		
Before Pumping: Verify the spill kit in the area and verify it has absorbent and PPE.	<input checked="" type="radio"/> Yes <input type="radio"/> No	
Depth of water column in grease trap :		
GI by Pot Wash [ <input checked="" type="checkbox"/> , 20"		
GI Under Table [ <input type="checkbox"/> , 20"		
GI by Office [ <input type="checkbox"/> , 15" <i>Removed from service July 2022</i>		
Fumehood collection drum [ <input type="checkbox"/>	Inches	
GI by Coffee Area, NW [ <input type="checkbox"/> , 15"	$\frac{1}{2}$ Inches	
Depth of FOG (fats, oils, grease)	$\frac{1}{2}$ Inches	
Depth of Solids		
Is the accumulated FOG and solids occupying greater than 25% of the GI capacity?	<input checked="" type="radio"/> Yes <input type="radio"/> No	
Prior to opening is odor from the GI present 10 ft or greater?	<input type="radio"/> Yes <input checked="" type="radio"/> No	
Are the access covers in need of repair?	<input type="radio"/> Yes <input checked="" type="radio"/> No	
FOG passing by GI?	<input type="radio"/> Yes <input checked="" type="radio"/> No	
Does GI need repair? If yes, detail what needs repair	<input type="radio"/> Yes <input checked="" type="radio"/> No	
Are there signs the GI walls may be deteriorating from corrosion?	<input type="radio"/> Yes <input checked="" type="radio"/> No	
Are there signs the GI may be leaking?	<input type="radio"/> Yes <input checked="" type="radio"/> No	
Was the grease trap pressure washed?	<input type="radio"/> Yes <input checked="" type="radio"/> No	
Inlet Tee, Baffle Wall Elbow and Outlet Tee pressure washed?	<input type="radio"/> Yes <input checked="" type="radio"/> No	
Are the baffles in good condition/no signs of corrosion and in the proper configuration?	<input checked="" type="radio"/> Yes <input type="radio"/> No	
Is there any leakage under the baffle wall?	<input type="radio"/> Yes <input checked="" type="radio"/> No	
Was all grease removed/scraped from GI walls, ledges and ridges?	<input checked="" type="radio"/> Yes <input type="radio"/> No	
Total gallons pumped out:	50	
Location where grease was disposed of:	AAA	PUMPING SERVICE YARD
Note: The fumehood collection drum is not a GI and is not subject to all the same questions as GIs on this form.		

# Rio Rancho Grease Interceptor Report

Inspection Date <u>3-21-24</u> Service Date <u>3-21-24</u> Technician/Company <u>JUNIOR MORENO</u>	Comments <u>AAA</u>
<b>RR5 Grease Interceptors (GIs)</b>	
Before Pumping: Verify the spill kit in the area and verify it has absorbent and PPE.	Yes/No <input checked="" type="radio"/> Yes <input type="radio"/> No
Depth of water column in grease trap :	
GI by Pot Wash [ ], 20"	Inches <input type="radio"/> Inches <input type="radio"/> Inches <input type="radio"/>
GI Under Table [ ], 20"	
GI by Office [ ], 15" <i>Removed from service July 2022</i>	
Fumehood collection drum [ ]	
GI by Coffee Area, NW [ ], 15"	
Depth of FOG (fats, oils, grease)	
Depth of Solids	
Is the accumulated FOG and solids occupying greater than 25% of the GI capacity?	Yes/No <input checked="" type="radio"/> Yes <input type="radio"/> No
Prior to opening is odor from the GI present 10 ft or greater?	Yes/No <input checked="" type="radio"/> Yes <input type="radio"/> No
Are the access covers in need of repair?	Yes/No <input checked="" type="radio"/> Yes <input type="radio"/> No
FOG passing by GI?	Yes/No <input checked="" type="radio"/> Yes <input type="radio"/> No
Does GI need repair? If yes, detail what needs repair	Yes/No <input checked="" type="radio"/> Yes <input type="radio"/> No
Are there signs the GI walls may be deteriorating from corrosion?	Yes/No <input checked="" type="radio"/> Yes <input type="radio"/> No
Are there signs the GI may be leaking?	Yes/No <input checked="" type="radio"/> Yes <input type="radio"/> No
Was the grease trap pressure washed?	Yes/No <input checked="" type="radio"/> Yes <input type="radio"/> No
Inlet Tee, Baffle Wall Elbow and Outlet Tee pressure washed?	Yes/No <input checked="" type="radio"/> Yes <input type="radio"/> No
Are the baffles in good condition/no signs of corrosion and in the proper configuration?	Yes/No <input checked="" type="radio"/> Yes <input type="radio"/> No
Is there any leakage under the baffle wall?	Yes/No <input checked="" type="radio"/> Yes <input type="radio"/> No
Was all grease removed/scraped from GI walls, ledges and ridges?	Yes/No <input checked="" type="radio"/> Yes <input type="radio"/> No
Total gallons pumped out:	30
Location where grease was disposed of:	AAA PUMPING SERVICE YARD
Note: The fumehood collection drum is not a GI and is not subject to all the same questions as GIs on this form.	

Grease trap paper work  
4-4-2024

# AAA PUMPING SERVICE, INC.

P.O. BOX 12186 ALBUQUERQUE, NM 87195  
Ph: (505) 345-3965 Fax: (505) 243-0314

DISPOSAL  
TRIP MANIFEST  
87322

## WASTE PRODUCER

PRODUCER'S NAME Intel Corp PHONE 512 343 1234 APPROX. GALLONS 50 DATE OF COLLECTION 4/4/24  
ADDRESS 1100 Sara Rd WASTE TYPE:  SAND OR GRIT  GREASE  
CITY Big Bend STATE TX ZIP 77001  OTHER - DESCRIBE \_\_\_\_\_  
RESPON. PERSON  Rob S. DATE 4/4/24

## WASTE TRANSPORTER

TRUCK DRIVER'S SIGNATURE [Signature] DATE 4/4/24 PERMIT NO. 21235

## DISPOSAL SITE

AAA Pumping Service Inc  
2855 2nd st sw  
Albuquerque, NM 87102

MANIFEST MUST BE KEPT ON  
PREMISES TO SHOW PROOF OF  
PUMPING & LEGAL WASTE DISPOSAL

Responsible person signing for Waste Producer certifies that there is nothing hazardous in the materials being pumped. AAA PUMPING SERVICE, INC. reserves the right to file legal action against the Waste Producer for falsification of information.



# Rio Rancho Grease Interceptor Report

Inspection Date <u>4-4-2024</u> Service Date <u>4-A-2024</u> Technician/Company <u>JUVILDE MORENO</u>	Comments
<p><b>RR5 Grease Interceptors (GIs)</b></p> <p>Before Pumping: Verify the spill kit in the area and verify it has absorbent and PPE.</p>	
Depth of water column in grease trap :	<input checked="" type="radio"/> Yes / <input type="radio"/> No
GI by Pot Wash [ <input checked="" type="checkbox"/> ], 20"	
GI Under Table [ <input type="checkbox"/> ], 20"	
GI by Office [ <input type="checkbox"/> ], 15" <i>Removed from service July 2022</i>	
Fumehood collection drum [ <input type="checkbox"/> ]	
GI by Coffee Area, NW [ <input type="checkbox"/> ], 15"	Inches
Depth of FOG (fats, oils, grease)	$\frac{1}{2}$ Inches
Depth of Solids	$\frac{1}{2}$ Inches
Is the accumulated FOG and solids occupying greater than 25% of the GI capacity?	<input checked="" type="radio"/> Yes / <input type="radio"/> No
Prior to opening is odor from the GI present 10 ft or greater?	<input checked="" type="radio"/> Yes / <input type="radio"/> No
Are the access covers in need of repair?	<input checked="" type="radio"/> Yes / <input type="radio"/> No
FOG passing by GI?	<input checked="" type="radio"/> Yes / <input type="radio"/> No
Does GI need repair? If yes, detail what needs repair	<input checked="" type="radio"/> Yes / <input type="radio"/> No
Are there signs the GI walls may be deteriorating from corrosion?	<input checked="" type="radio"/> Yes / <input type="radio"/> No
Are there signs the GI may be leaking?	<input checked="" type="radio"/> Yes / <input type="radio"/> No
Was the grease trap pressure washed?	<input checked="" type="radio"/> Yes / <input type="radio"/> No
Inlet Tee, Baffle Wall Elbow and Outlet Tee pressure washed?	<input checked="" type="radio"/> Yes / <input type="radio"/> No
Are the baffles in good condition/no signs of corrosion and in the proper configuration?	<input checked="" type="radio"/> Yes / <input type="radio"/> No
Is there any leakage under the baffle wall?	<input checked="" type="radio"/> Yes / <input type="radio"/> No
Was all grease removed/scraped from GI walls, ledges and ridges?	<input checked="" type="radio"/> Yes / <input type="radio"/> No
Total gallons pumped out:	50
Location where grease was disposed of:	AAA
<p><i>Note: The fumehood collection drum is not a GI and is not subject to all the same questions as GIs on this form.</i></p>	

# Rio Rancho Grease Interceptor Report

Inspection Date <u>4-4-2024</u> Service Date <u>4-4-2024</u> Technician/Company <u>JUNIOR MORENO</u> <u>AAA</u>	Comments
Before Pumping: Verify the spill kit in the area and verify it has absorbent and PPE.	<input checked="" type="radio"/> Yes / <input type="radio"/> No
Depth of water column in grease trap : GI by Pot Wash [ ], 20" GI Under Table [ ], 20" <del>GI by Office [ ], 15"</del> <i>Removed from service July 2022</i> Fumehood collection drum <input checked="" type="checkbox"/> GI by Coffee Area, NW [ ], 15" Depth of FOG (fats, oils, grease) Depth of Solids	Inches Inches Inches
Is the accumulated FOG and solids occupying greater than 25% of the GI capacity?	Yes/No
Prior to opening is odor from the GI present 10 ft or greater?	Yes/No
Are the access covers in need of repair?	Yes/No
FOG passing by GI?	Yes/No
Does GI need repair? If yes, detail what needs repair	Yes/No
Are there signs the GI walls may be deteriorating from corrosion?	Yes/No
Are there signs the GI may be leaking?	Yes/No
Was the grease trap pressure washed?	Yes/No
Inlet Tee, Baffle Wall Elbow and Outlet Tee pressure washed?	Yes/No
Are the baffles in good condition/no signs of corrosion and in the proper configuration?	Yes/No
Is there any leakage under the baffle wall?	Yes/No
Was all grease removed/scraped from GI walls, ledges and ridges?	Yes/No
Total gallons pumped out:	<u>0</u>
Location where grease was disposed of:	
<p><i>Note: The fumehood collection drum is not a GI and is not subject to all the same questions as GIs on this form.</i></p>	

THIS GREASE TRAP HAS NOT BEEN PUMPED DUE TO THE PUMP MACHINE BROKE

# Rio Rancho Grease Interceptor Report

Inspection Date <u>4-4-2024</u> Service Date <u>4-4-2024</u> Technician/Company <u>JUNIOR MORENO AXK</u>		
<b>RIS Grease Interceptors (GIs) Comments</b>		
Before Pumping: Verify the spill kit in the area and verify it has absorbent and PPE.	Yes/No	
Depth of water column in grease trap :		
GI by Pot Wash [ ] , 20"		
GI Under Table [ <u>✓</u> ] , 20"		
GI by Office [ ] , 15" <i>Removed from service July 2022</i>		
Fumehood collection drum [ ]	Inches	
GI by Coffee Area, NW [ ] , 15"	Inches	
Depth of FOG (fats, oils, grease)	Inches	
Depth of Solids		
Is the accumulated FOG and solids occupying greater than 25% of the GI capacity?	Yes/No	
Prior to opening is odor from the GI present 10 ft or greater?	Yes/No	
Are the access covers in need of repair?	Yes/No	
FOG passing by GI?	Yes/No	
Does GI need repair? If yes, detail what needs repair	Yes/No	
Are there signs the GI walls may be deteriorating from corrosion?	Yes/No	
Are there signs the GI may be leaking?	Yes/No	
Was the grease trap pressure washed?	Yes/No	
Inlet Tee, Baffle Wall Elbow and Outlet Tee pressure washed?	Yes/No	
Are the baffles in good condition/no signs of corrosion and in the proper configuration?	Yes/No	
Is there any leakage under the baffle wall?	Yes/No	
Was all grease removed/scraped from GI walls, ledges and ridges?	Yes/No	
Total gallons pumped out:	<u>0</u>	
Location where grease was disposed of:		
<i>Note: The fumehood collection drum is not a GI and is not subject to all the same questions as GIs on this form.</i>		

THIS GREASE TRAP HAS NOT BEEN PUMPED DUE TO THE PUMP MACHINE BROKE

# Rio Rancho Grease Interceptor Report

Inspection Date <u>4-11-2024</u> Service Date <u>4-4-2024</u> Technician/Company <u>JUNIOR MORENO</u> <u>AAA</u> <b>RR5 Grease Interceptors (GIs)</b>	Comments  
Before Pumping: Verify the spill kit in the area and verify it has absorbent and PPE.	Yes/No <input type="checkbox"/> Yes <input type="checkbox"/> No
Depth of water column in grease trap : GI by Pot Wash [ ], 20" GI Under Table [ ], 20" GI by Office [ ], 15" <i>Removed from service July 2022</i>	Inches Inches Inches
Fumehood collection drum [ ] GI by Coffee Area, NW [ ], 15" Depth of FOG (fats, oils, grease) Depth of Solids	Yes/No Yes/No Yes/No Yes/No
Is the accumulated FOG and solids occupying greater than 25% of the GI capacity? Prior to opening is odor from the GI present 10 ft or greater? Are the access covers in need of repair? FOG passing by GI?	Yes/No Yes/No Yes/No Yes/No
Does GI need repair? If yes, detail what needs repair Are there signs the GI walls may be deteriorating from corrosion? Are there signs the GI may be leaking? Was the grease trap pressure washed? Inlet Tee, Baffle Wall Elbow and Outlet Tee pressure washed?	Yes/No Yes/No Yes/No Yes/No Yes/No
Are the baffles in good condition/no signs of corrosion and in the proper configuration? Is there any leakage under the baffle wall? Was all grease removed/scraped from GI walls, ledges and ridges? Total gallons pumped out: Location where grease was disposed of:	Yes/No Yes/No Yes/No Yes/No 0
Note: The fumehood collection drum is not a GI and is not subject to all the same questions as GIs on this form.	

THIS GREASE TRAP HAS NOT BEEN PUMP DUE TO THE PUMP MACHINE BROKE

Grease trap paper work  
A-18-2024

# AAA PUMPING SERVICE, INC.

DISPOSAL  
TRIP MANIFEST  
92871

P.O. BOX 12186 ALBUQUERQUE, NM 87195  
Ph: (505) 345-3965 Fax: (505) 243-0314

## WASTE PRODUCER

PRODUCER'S NAME INTEC CORP PHONE \_\_\_\_\_  
ADDRESS 4100 Sara Rd.  
CITY RIO RANCHO STATE NM ZIP 87106  
RESP. PERSON  Rodriguez E. DATE 4/18/24

APPROX. GALLONS 200 DATE OF COLLECTION 4/18/24  
WASTE TYPE:  
 SAND OR GRIT  
 GREASE  
 OTHER - DESCRIBE \_\_\_\_\_

## WASTE TRANSPORTER

TRUCK DRIVER'S SIGNATURE [Signature] DATE 4/18/24 PERMIT NO. P1

## DISPOSAL SITE

AAA Pumping Service Inc  
2855 2nd st sw  
Albuquerque, NM 87102

MANIFEST MUST BE KEPT ON  
PREMISES TO SHOW PROOF OF  
PUMPING & LEGAL WASTE DISPOSAL

Responsible person signing for Waste Producer certifies that there is nothing hazardous in the materials being pumped. AAA PUMPING SERVICE, INC. reserves the right to file legal action against the Waste Producer for falsification of information.

# Rio Rancho Grease Interceptor Report

Inspection Date <u>4-18-24</u> Service Date <u>4-18-24</u> Technician/Company <u>JUNIOR MORENO AAA</u>	Comments
Before Pumping: Verify the spill kit in the area and verify it has absorbent and PPE.	Yes/No <input checked="" type="radio"/> Yes
Depth of water column in grease trap :	
GI by Pot Wash [ ], 20"	Inches <u>1/4</u>
GI Under Table [ ], 20"	Inches <u>1/4</u>
GI by Office [ ], 15" Removed from service July 2022	
Fumehood collection drum [ ]	
GI by Coffee Area, NW [ ], 15"	
Depth of FOG (fats, oils, grease)	
Depth of Solids	
Is the accumulated FOG and solids occupying greater than	
25% of the GI capacity?	Yes/No <input checked="" type="radio"/> No
Prior to opening is odor from the GI present 10 ft or greater?	Yes/No <input checked="" type="radio"/> No
Are the access covers in need of repair?	Yes/No <input checked="" type="radio"/> No
FOG passing by GI?	Yes/No <input checked="" type="radio"/> No
Does GI need repair? If yes, detail what needs repair	Yes/No <input checked="" type="radio"/> No
Are there signs the GI walls may be deteriorating from corrosion?	Yes/No <input checked="" type="radio"/> No
Are there signs the GI may be leaking?	Yes/No <input checked="" type="radio"/> No
Was the grease trap pressure washed?	Yes/No <input checked="" type="radio"/> No
Inlet Tee, Baffle Wall Elbow and Outlet Tee pressure washed?	Yes/No <input checked="" type="radio"/> No
Are the baffles in good condition/no signs of corrosion and in the proper configuration?	Yes/No <input checked="" type="radio"/> No
Is there any leakage under the baffle wall?	Yes/No <input checked="" type="radio"/> No
Was all grease removed/scraped from GI walls, ledges and ridges?	Yes/No <input checked="" type="radio"/> No
Total gallons pumped out:	<u>50</u>
Location where grease was disposed of:	<u>AAA PUMPING SERVICE YARD</u>
Note: The fumehood collection drum is not a GI and is not subject to all the same questions as GIs on this form.	

## Rio Rancho Grease Interceptor Report

<p>Inspection Date <u>4-18-24</u> Service Date <u>4-18-24</u> Technician/Company <u>JUNIOR MORENO AAA</u></p> <p><i>RRS Grease Interceptors (GIs)</i> <span style="float: right;"><i>Comments</i></span></p>	
<p>Before Pumping: Verify the spill kit in the area and verify it has absorbent and PPE.</p> <p>Depth of water column in grease trap :          GI by Pot Wash [ ], 20"          GI Under Table [ ], 20"          GI by Office [ ], 15" <i>Removed from service July 2022</i>          Fumehood collection drum [✓]          GI by Coffee Area, NW [ ], 15"          Depth of FOG (fats, oils, grease)          Depth of Solids</p>	<p style="text-align: center;">Yes/No <input type="radio"/> Yes <input type="radio"/> No</p> <p>Inches  <input type="radio"/> Inches  <input type="radio"/> Inches</p> <p>Yes/No  <input type="radio"/> Yes <input type="radio"/> No  <input type="radio"/> Yes <input type="radio"/> No  <input type="radio"/> Yes <input type="radio"/> No  <input type="radio"/> Yes <input type="radio"/> No</p> <p>Yes/No  <input type="radio"/> Yes <input type="radio"/> No  <input type="radio"/> Yes <input type="radio"/> No  <input type="radio"/> Yes <input type="radio"/> No  <input type="radio"/> Yes <input type="radio"/> No</p> <p>Yes/No  <input type="radio"/> Yes <input type="radio"/> No  <input type="radio"/> Yes <input type="radio"/> No  <input type="radio"/> Yes <input type="radio"/> No</p> <p>Yes/No  <input type="radio"/> Yes <input type="radio"/> No  <input type="radio"/> Yes <input type="radio"/> No  <input type="radio"/> Yes <input type="radio"/> No</p> <p>Yes/No  <input type="radio"/> Yes <input type="radio"/> No  <input type="radio"/> Yes <input type="radio"/> No  <input type="radio"/> Yes <input type="radio"/> No</p> <p>Yes/No  <input type="radio"/> Yes <input type="radio"/> No  <input type="radio"/> Yes <input type="radio"/> No  <input type="radio"/> Yes <input type="radio"/> No</p>
<p>Is the accumulated FOG and solids occupying greater than 25% of the GI capacity?</p> <p>Prior to opening is odor from the GI present 10 ft or greater?</p> <p>Are the access covers in need of repair?</p> <p>FOG passing by GI?</p> <p>Does GI need repair? If yes, detail what needs repair</p> <p>Are there signs the GI walls may be deteriorating from corrosion?</p> <p>Are there signs the GI may be leaking?</p> <p>Was the grease trap pressure washed?</p> <p>Inlet Tee, Baffle Wall Elbow and Outlet Tee pressure washed?</p> <p>Are the baffles in good condition/no signs of corrosion and in the proper configuration?</p> <p>Is there any leakage under the baffle wall?</p> <p>Was all grease removed/scraped from GI walls, ledges and ridges?</p> <p>Total gallons pumped out:</p> <p>Location where grease was disposed of:</p>	<p style="text-align: center;">N/A</p> <p style="text-align: center;">50</p> <p style="text-align: center;">AAA</p> <p style="text-align: center;">PUMPING SERVICE YARD</p>
<p>Note: The fumehood collection drum is not a GI and is not subject to all the same questions as GIs on this form.</p>	

# Rio Rancho Grease Interceptor Report

Inspection Date <u>4-18-24</u> Service Date <u>4-18-24</u> Technician/Company <u>JUMOR WARDEN</u>		
Before Pumping: Verify the spill kit in the area and verify it has absorbent and PPE.	<input checked="" type="radio"/> Yes <input type="radio"/> No	
Depth of water column in grease trap :		
GI by Pot Wash [ <input checked="" type="checkbox"/> , 20"		
GI Under Table [ <input type="checkbox"/> , 20"		
GI by Office [ <input type="checkbox"/> , 15" Removed from service July 2022		
Fumehood collection drum [ <input type="checkbox"/> ]		
GI by Coffee Area, NW [ <input type="checkbox"/> , 15"		
Depth of FOG (fats, oils, grease)	<u>1/4</u> Inches	
Depth of Solids	<u>1/2</u> Inches	
Is the accumulated FOG and solids occupying greater than 25% of the GI capacity?	<input checked="" type="radio"/> Yes <input type="radio"/> No	
Prior to opening is odor from the GI present 10 ft or greater?	<input checked="" type="radio"/> Yes <input type="radio"/> No	
Are the access covers in need of repair?	<input checked="" type="radio"/> Yes <input type="radio"/> No	
FOG passing by GI?	<input checked="" type="radio"/> Yes <input type="radio"/> No	
Does GI need repair? If yes, detail what needs repair	<input checked="" type="radio"/> Yes <input type="radio"/> No	
Are there signs the GI walls may be deteriorating from corrosion?	<input checked="" type="radio"/> Yes <input type="radio"/> No	
Are there signs the GI may be leaking?	<input checked="" type="radio"/> Yes <input type="radio"/> No	
Was the grease trap pressure washed?	<input checked="" type="radio"/> Yes <input type="radio"/> No	
Inlet Tee, Baffle Wall Elbow and Outlet Tee pressure washed?	<input checked="" type="radio"/> Yes <input type="radio"/> No	
Are the baffles in good condition/no signs of corrosion and in the proper configuration?	<input checked="" type="radio"/> Yes <input type="radio"/> No	
Is there any leakage under the baffle wall?	<input checked="" type="radio"/> Yes <input type="radio"/> No	
Was all grease removed/scraped from GI walls, ledges and ridges?	<input checked="" type="radio"/> Yes <input type="radio"/> No	
Total gallons pumped out:	<u>50</u>	
Location where grease was disposed of:	<u>AAA</u>	<u>PUMPING SERVICE YARD</u>
<i>Note: The fumehood collection drum is not a GI and is not subject to all the same questions as GIs on this form.</i>		



# Rio Rancho Grease Interceptor Report

Inspection Date <u>4-18-24</u>	Service Date <u>4-18-24</u>	Technician/Company <u>UNIOR WIRENO</u>	Comments <u>XXX</u>
<b>RR5 Grease Interceptors (GIs)</b>			

<p>Before Pumping: Verify the spill kit in the area and verify it has absorbent and PPE.</p> <p>Depth of water column in grease trap : GI by Pot Wash <input type="checkbox"/>, 20" GI Under Table <input type="checkbox"/>, 20" GI by Office <input checked="" type="checkbox"/>, 15" Removed from service July 2022 Fumehood collection drum <input type="checkbox"/> GI by Coffee Area, NW <input checked="" type="checkbox"/>, 15" Depth of FOG (fats, oils, grease) Depth of Solids</p> <p>Is the accumulated FOG and solids occupying greater than 25% of the GI capacity?</p> <p>Prior to opening is odor from the GI present 10 ft or greater?</p> <p>Are the access covers in need of repair? FOG passing by GI?</p> <p>Does GI need repair? If yes, detail what needs repair</p> <p>Are there signs the GI walls may be deteriorating from corrosion?</p> <p>Are there signs the GI may be leaking?</p> <p>Was the grease trap pressure washed? Inlet Tee, Baffle Wall Elbow and Outlet Tee pressure washed?</p> <p>Are the baffles in good condition/no signs of corrosion and in the proper configuration?</p> <p>Is there any leakage under the baffle wall?</p> <p>Was all grease removed/scraped from GI walls, ledges and ridges?</p> <p>Total gallons pumped out: <u>50</u></p> <p>Location where grease was disposed of: <u>PUMPING SERVICE YARD</u></p>	<p><input checked="" type="radio"/> Yes/<input type="radio"/> No</p> <p>Inches <input type="radio"/> Inches <input type="radio"/> Inches</p> <p>Yes/<input checked="" type="radio"/> No</p> <p>Yes/<input checked="" type="radio"/> No Yes/<input checked="" type="radio"/> No Yes/<input checked="" type="radio"/> No Yes/<input checked="" type="radio"/> No</p> <p>Yes/<input checked="" type="radio"/> No Yes/<input checked="" type="radio"/> No Yes/<input checked="" type="radio"/> No</p> <p>Yes/<input checked="" type="radio"/> No Yes/<input checked="" type="radio"/> No</p> <p>Yes/<input checked="" type="radio"/> No Yes/<input checked="" type="radio"/> No</p> <p>Yes/<input checked="" type="radio"/> No Yes/<input checked="" type="radio"/> No</p>
--	--

*Note: The fumehood collection drum is not a GI and is not subject to all the same questions as GIs on this form.*

Grease trap paper work  
5-2-2024

# AAA PUMPING SERVICE, INC.

DISPOSAL  
TRIP MANIFEST  
91941

P.O. BOX 12186 ALBUQUERQUE, NM 87195  
Ph: (505) 345-3965 Fax: (505) 243-0314

## WASTE PRODUCER

PRODUCER'S NAME Intel Corp PHONE \_\_\_\_\_ APPROX. GALLONS 150 DATE OF COLLECTION 5/2/24  
ADDRESS 4100 Sora Rd WASTE TYPE:  SAND OR GRIT  GREASE  
CITY Albuquerque STATE NM ZIP 87108 OTHER - DESCRIBE \_\_\_\_\_  
RESPON. PERSON  Roby E. DATE 5/2/24

## WASTE TRANSPORTER

TRUCK DRIVER'S SIGNATURE [Signature] DATE 5/2/24 PERMIT NO. 21235

## DISPOSAL SITE

AAA Pumping Service Inc  
2855 2nd st sw  
Albuquerque, NM 87102

MANIFEST MUST BE KEPT ON  
PREMISES TO SHOW PROOF OF  
PUMPING & LEGAL WASTE DISPOSAL

Responsible person signing for Waste Producer certifies that there is nothing hazardous in the materials being pumped. AAA PUMPING SERVICE, INC. reserves the right to file legal action against the Waste Producer for falsification of information.

# Rio Rancho Grease Interceptor Report

Inspection Date <u>5-2-24</u> Service Date <u>5-2-24</u> Technician/Company <u>JUNIOR MORENO AAA</u>	Comments
Before Pumping: Verify the spill kit in the area and verify it has absorbent and PPE.	Yes/No <input checked="" type="radio"/> Yes <input type="radio"/> No
Depth of water column in grease trap :	
GI by Pot Wash [ <input checked="" type="checkbox"/> , 20"	
GI Under Table [ <input type="checkbox"/> , 20"	
GI by Office [ <input type="checkbox"/> , 15" Removed from service July 2022	
Fumehood collection drum [ <input type="checkbox"/>	
GI by Coffee Area, NW [ <input type="checkbox"/> , 15"	
Depth of FOG (fats, oils, grease)	Inches $\frac{1}{2}$
Depth of Solids	Inches $\frac{1}{2}$
Is the accumulated FOG and solids occupying greater than 25% of the GI capacity?	Yes/No <input checked="" type="radio"/> Yes <input type="radio"/> No
Prior to opening is odor from the GI present 10 ft or greater?	Yes/No <input checked="" type="radio"/> Yes <input type="radio"/> No
Are the access covers in need of repair?	Yes/No <input checked="" type="radio"/> Yes <input type="radio"/> No
FOG passing by GI?	Yes/No <input checked="" type="radio"/> Yes <input type="radio"/> No
Does GI need repair? If yes, detail what needs repair	Yes/No <input checked="" type="radio"/> Yes <input type="radio"/> No
Are there signs the GI walls may be deteriorating from corrosion?	Yes/No <input checked="" type="radio"/> Yes <input type="radio"/> No
Are there signs the GI may be leaking?	Yes/No <input checked="" type="radio"/> Yes <input type="radio"/> No
Was the grease trap pressure washed?	Yes/No <input checked="" type="radio"/> Yes <input type="radio"/> No
Inlet Tee, Baffle Wall Elbow and Outlet Tee pressure washed?	Yes/No <input checked="" type="radio"/> Yes <input type="radio"/> No
Are the baffles in good condition/no signs of corrosion and in the proper configuration?	Yes/No <input checked="" type="radio"/> Yes <input type="radio"/> No
Is there any leakage under the baffle wall?	Yes/No <input checked="" type="radio"/> Yes <input type="radio"/> No
Was all grease removed/scraped from GI walls, ledges and ridges?	Yes/No <input checked="" type="radio"/> Yes <input type="radio"/> No
Total gallons pumped out:	50
Location where grease was disposed of:	AAA PUMPING SERVICE YARD
Note: The fumehood collection drum is not a GI and is not subject to all the same questions as GIs on this form.	

# Rio Rancho Grease Interceptor Report

Inspection Date 5-2-24 Service Date 5-2-24 Technician/Company JUNIOR MORENO AAZ  
*RRS Grease Interceptors (GIs)* *Comments*

Before Pumping: Verify the spill kit in the area and verify it has absorbent and PPE.	<input checked="" type="radio"/> Yes <input type="radio"/> No
Depth of water column in grease trap :	
GI by Pot Wash [ ], 20"	
GI Under Table [ ], 20"	
GI by Office [ ], 15" <i>Removed from service July 2022</i>	
Fumehood collection drum <input checked="" type="checkbox"/>	
GI by Coffee Area, NW [ ], 15"	
Depth of FOG (fats, oils, grease)	
Depth of Solids	
Is the accumulated FOG and solids occupying greater than 25% of the GI capacity?	
Prior to opening is odor from the GI present 10 ft or greater?	
Are the access covers in need of repair?	
FOG passing by GI?	
Does GI need repair? If yes, detail what needs repair	
Are there signs the GI walls may be deteriorating from corrosion?	
Are there signs the GI may be leaking?	
Was the grease trap pressure washed?	
Inlet Tee, Baffle Wall Elbow and Outlet Tee pressure washed?	
Are the baffles in good condition/no signs of corrosion and in the proper configuration?	
Is there any leakage under the baffle wall?	
Was all grease removed/scraped from GI walls, ledges and ridges?	
Total gallons pumped out:	
Location where grease was disposed of:	

THIS GREASE TRAP WAS  
EMPTY

NA

Note: The fumehood collection drum is not a GI and is not subject to all the same questions as GIs on this form.

# Rio Rancho Grease Interceptor Report

Inspection Date <u>5-2-24</u> Service Date <u>5-2-24</u> Technician/Company <u>JUNIOR MORENO XAA</u>	Comments
<p><b>RR5 Grease Interceptors (GIs)</b></p> <p>Before Pumping: Verify the spill kit in the area and verify it has absorbent and PPE.</p> <p>Depth of water column in grease trap :                      GI by Pot Wash [ ], 20"                      GI Under Table [✓], 20"                      GI by Office [ ], 15" <i>Removed from service July 2022</i></p> <p>Fumehood collection drum [ ]</p> <p>GI by Coffee Area, NW [ ], 15"</p> <p>Depth of FOG (fats, oils, grease)</p> <p>Depth of Solids</p> <p>Is the accumulated FOG and solids occupying greater than 25% of the GI capacity?</p> <p>Prior to opening is odor from the GI present 10 ft or greater?</p> <p>Are the access covers in need of repair?</p> <p>FOG passing by GI?</p> <p>Does GI need repair? If yes, detail what needs repair</p> <p>Are there signs the GI walls may be deteriorating from corrosion?</p> <p>Are there signs the GI may be leaking?</p> <p>Was the grease trap pressure washed?</p> <p>Inlet Tee, Baffle Wall Elbow and Outlet Tee pressure washed?</p> <p>Are the baffles in good condition/no signs of corrosion and in the proper configuration?</p> <p>Is there any leakage under the baffle wall?</p> <p>Was all grease removed/scraped from GI walls, ledges and ridges?</p> <p>Total gallons pumped out:</p> <p>Location where grease was disposed of:</p>	<p style="text-align: center;">(Yes/No)</p> <p style="text-align: center;">Inches  <math>\frac{1}{4}</math> Inches  <math>\frac{1}{4}</math> Inches</p> <p style="text-align: center;">Yes/No                      Yes/No                      Yes/No                      Yes/No                      Yes/No</p> <p style="text-align: center;">Yes/No                      Yes/No                      Yes/No</p> <p style="text-align: center;">Yes/No</p> <p style="text-align: center;">(Yes/No)                      (Yes/No)                      (Yes/No)</p> <p style="text-align: center;">Yes/No</p> <p style="text-align: center;">50                      XAA</p> <p style="text-align: center;">DUMPING SERVICE YAAED</p>
<p><i>Note: The fumehood collection drum is not a GI and is not subject to all the same questions as GIs on this form.</i></p>	

# Rio Rancho Grease Interceptor Report

Inspection Date 5-2-24 Service Date 5-2-24 Technician/Company JUNIOR MORENO AAA  
**RR5 Grease Interceptors (GIs)** Comments

<p>Before Pumping: Verify the spill kit in the area and verify it has absorbent and PPE.</p> <p>Depth of water column in grease trap :</p> <p>GI by Pot Wash [ ], 20"</p> <p>GI Under Table [ ], 20"</p> <p><del>GI by Office [ ], 15"</del> Removed from service July 2022</p> <p>Fumehood collection drum [ ]</p> <p>GI by Coffee Area, NW [ <input checked="" type="checkbox"/> ], 15"</p> <p>Depth of FOG (fats, oils, grease)</p> <p>Depth of Solids</p> <p>Is the accumulated FOG and solids occupying greater than 25% of the GI capacity?</p> <p>Prior to opening is odor from the GI present 10 ft or greater?</p> <p>Are the access covers in need of repair?</p> <p>FOG passing by GI?</p> <p>Does GI need repair? If yes, detail what needs repair</p> <p>Are there signs the GI walls may be deteriorating from corrosion?</p> <p>Are there signs the GI may be leaking?</p> <p>Was the grease trap pressure washed?</p> <p>Inlet Tee, Baffle Wall Elbow and Outlet Tee pressure washed?</p> <p>Are the baffles in good condition/no signs of corrosion and in the proper configuration?</p> <p>Is there any leakage under the baffle wall?</p> <p>Was all grease removed/scraped from GI walls, ledges and ridges?</p> <p>Total gallons pumped out:</p> <p>Location where grease was disposed of:</p>	<p>(Yes/No)</p> <p>Inches</p> <p><input type="radio"/> Inches</p> <p><input type="radio"/> Inches</p> <p>Yes/No</p> <p>Yes/No</p> <p>Yes/No</p> <p>Yes/No</p> <p>Yes/No</p> <p>Yes/No</p> <p>Yes/No</p> <p>Yes/No</p> <p>Yes/No</p> <p>Yes/No</p> <p>Yes/No</p> <p>Yes/No</p> <p>Yes/No</p> <p>Yes/No</p> <p>Yes/No</p> <p>50 AAA</p> <p>PUMPING SERVICE YARD</p>
---	---

*Note: The fumehood collection drum is not a GI and is not subject to all the same questions as GIs on this form.*

Grease Trap paper work

05-16-2024

# AAA PUMPING SERVICE, INC.

P.O. BOX 12186 ALBUQUERQUE, NM 87195  
Ph: (505) 345-3965 Fax: (505) 243-0314

DISPOSAL  
TRIP MANIFEST  
91507

## WASTE PRODUCER

PRODUCER'S NAME Wafel PHONE \_\_\_\_\_ APPROX. GALLONS 180 DATE OF COLLECTION 5/16/24

ADDRESS 4100 Santa Rosa WASTE TYPE:  GREASE

CITY Rio Rancho STATE NM ZIP 87201  SAND OR GRIT  OTHER - DESCRIBE \_\_\_\_\_

RESPON. PERSON [Signature] DATE 5/16/24

## WASTE TRANSPORTER

TRUCK DRIVER'S SIGNATURE [Signature] DATE 5/16/24 PERMIT NO. 34238

DISPOSAL SITE \_\_\_\_\_

AAA Pumping Service Inc  
2855 2nd st sw  
Albuquerque, NM 87102

MANIFEST MUST BE KEPT ON  
PREMISES TO SHOW PROOF OF  
PUMPING & LEGAL WASTE DISPOSAL

Responsible person signing for Waste Producer certifies that there is nothing hazardous in the materials being pumped. AAA PUMPING SERVICE, INC. reserves the right to file legal action against the Waste Producer for falsification of information.

# Rio Rancho Grease Interceptor Report

Inspection Date 5-16-24 Service Date 5-16-24 Technician/Company JUNIOR MORENO AAA  
**RR5 Grease Interceptors (GIs)** Comments

<p>Before Pumping: Verify the spill kit in the area and verify it has absorbent and PPE.</p> <p>Depth of water column in grease trap :          GI by Pot Wash [ ], 20"          GI Under Table [ ], 20"  <del>GI by Office [ ], 15"</del> <i>Removed from service July 2022</i>          Fumehood collection drum [✓]          GI by Coffee Area, NW [ ], 15"          Depth of FOG (fats, oils, grease)          Depth of Solids</p>	<p><input checked="" type="radio"/> Yes <input type="radio"/> No</p>
<p>Is the accumulated FOG and solids occupying greater than 25% of the GI capacity?</p>	<p>Inches  <input type="radio"/> Inches  <input type="radio"/> Inches</p>
<p>Prior to opening is odor from the GI present 10 ft or greater?</p>	<p>Yes <input checked="" type="radio"/> No <input type="radio"/></p>
<p>Are the access covers in need of repair?</p>	<p>Yes <input checked="" type="radio"/> No <input type="radio"/></p>
<p>Does GI need repair? If yes, detail what needs repair</p>	<p>Yes <input checked="" type="radio"/> No <input type="radio"/></p>
<p>Are there signs the GI walls may be deteriorating from corrosion?</p>	<p>Yes <input checked="" type="radio"/> No <input type="radio"/></p>
<p>Are there signs the GI may be leaking?</p>	<p>Yes <input checked="" type="radio"/> No <input type="radio"/></p>
<p>Was the grease trap pressure washed?</p>	<p>Yes <input checked="" type="radio"/> No <input type="radio"/></p>
<p>Inlet Tee, Baffle Wall Elbow and Outlet Tee pressure washed?</p>	<p>Yes <input checked="" type="radio"/> No <input type="radio"/></p>
<p>Are the baffles in good condition/no signs of corrosion and in the proper configuration?</p>	<p>Yes <input checked="" type="radio"/> No <input type="radio"/></p>
<p>Is there any leakage under the baffle wall?</p>	<p>Yes <input checked="" type="radio"/> No <input type="radio"/></p>
<p>Was all grease removed/scraped from GI walls, ledges and ridges?</p>	<p>Yes <input checked="" type="radio"/> No <input type="radio"/></p>
<p>Total gallons pumped out:</p>	<p>50</p>
<p>Location where grease was disposed of:</p>	<p>AAA PUMPING SERVICE YARD</p>

N/A

Note: The fumehood collection drum is not a GI and is not subject to all the same questions as GIs on this form.



# Rio Rancho Grease Interceptor Report

Inspection Date <u>5-16-24</u> Service Date <u>5-16-24</u> Technician/Company <u>JUNIOR MOZINO AAA</u> <b>RR5 Grease Interceptors (GIs)</b>	Comments
Before Pumping: Verify the spill kit in the area and verify it has absorbent and PPE.	(Yes) <input checked="" type="radio"/> No
Depth of water column in grease trap :	
GI by Pot Wash [ ], 20"	X 1/4 Inches
GI Under Table [ ], 20"	1/4 Inches
GI by Office [ ], 15" <i>Removed from service July 2022</i>	
Fumehood collection drum [ ]	
GI by Coffee Area, NW [ ], 15"	
Depth of FOG (fats, oils, grease)	
Depth of Solids	
Is the accumulated FOG and solids occupying greater than 25% of the GI capacity?	Yes <input checked="" type="radio"/> No
Prior to opening is odor from the GI present 10 ft or greater?	Yes <input checked="" type="radio"/> No
Are the access covers in need of repair?	Yes <input checked="" type="radio"/> No
FOG passing by GI?	Yes <input checked="" type="radio"/> No
Does GI need repair? If yes, detail what needs repair	Yes <input checked="" type="radio"/> No
Are there signs the GI walls may be deteriorating from corrosion?	Yes <input checked="" type="radio"/> No
Are there signs the GI may be leaking?	Yes <input checked="" type="radio"/> No
Was the grease trap pressure washed?	Yes <input checked="" type="radio"/> No
Inlet Tee, Baffle Wall Elbow and Outlet Tee pressure washed?	Yes <input checked="" type="radio"/> No
Are the baffles in good condition/no signs of corrosion and in the proper configuration?	Yes <input checked="" type="radio"/> No
Is there any leakage under the baffle wall?	Yes <input checked="" type="radio"/> No
Was all grease removed/scraped from GI walls, ledges and ridges?	Yes <input checked="" type="radio"/> No
Total gallons pumped out:	50
Location where grease was disposed of:	AAA PUMPING SERVICE YARD
Note: The fumehood collection drum is not a GI and is not subject to all the same questions as GIs on this form.	

# Rio Rancho Grease Interceptor Report

Inspection Date <u>5-16-24</u> Service Date <u>5-16-24</u> Technician/Company <u>JUNIOR MORENO AAA</u>	Comments
<p>RR5 Grease Interceptors (GIs)</p> <p>Before Pumping: Verify the spill kit in the area and verify it has absorbent and PPE.</p> <p>Depth of water column in grease trap :</p> <p>GI by Pot Wash [<input checked="" type="checkbox"/>, 20"</p> <p>GI Under Table [<input type="checkbox"/>, 20"</p> <p>GI by Office [<input type="checkbox"/>, 15" <i>Removed from service July 2022</i></p> <p>Fumehood collection drum [<input type="checkbox"/>, 15"</p> <p>GI by Coffee Area, NW [<input type="checkbox"/>, 15"</p> <p>Depth of FOG (fats, oils, grease)</p> <p>Depth of Solids</p> <p>Is the accumulated FOG and solids occupying greater than 25% of the GI capacity?</p> <p>Prior to opening is odor from the GI present 10 ft or greater?</p> <p>Are the access covers in need of repair?</p> <p>FOG passing by GI?</p> <p>Does GI need repair? If yes, detail what needs repair</p> <p>Are there signs the GI walls may be deteriorating from corrosion?</p> <p>Are there signs the GI may be leaking?</p> <p>Was the grease trap pressure washed?</p> <p>Inlet Tee, Baffle Wall Elbow and Outlet Tee pressure washed?</p> <p>Are the baffles in good condition/no signs of corrosion and in the proper configuration?</p> <p>Is there any leakage under the baffle wall?</p> <p>Was all grease removed/scraped from GI walls, ledges and ridges?</p> <p>Total gallons pumped out:</p> <p>Location where grease was disposed of:</p>	<p>(Yes/No)</p> <p>Inches</p> <p>1/2 Inches</p> <p>1/2 Inches</p> <p>Yes/No</p> <p>Yes/No</p> <p>Yes/No</p> <p>Yes/No</p> <p>Yes/No</p> <p>Yes/No</p> <p>Yes/No</p> <p>Yes/No</p> <p>Yes/No</p> <p>Yes/No</p> <p>Yes/No</p> <p>Yes/No</p> <p>50</p> <p>AAA</p> <p>PUMPING SERVICE YARD</p>
<p>Note: The fumehood collection drum is not a GI and is not subject to all the same questions as GIs on this form.</p>	

# Rio Rancho Grease Interceptor Report

Inspection Date 5-16-24 Service Date 5-16-24 Technician/Company JUNIOR MORENO AAA  
**RR5 Grease Interceptors (GIs)** Comments

Before Pumping: Verify the spill kit in the area and verify it has absorbent and PPE.

Depth of water column in grease trap :

GI by Pot Wash [ ], 20"

GI Under Table [ ], 20"

GI by Office [ ], 15" *Removed from service July 2022*

Fumehood collection drum [ ]

GI by Coffee Area, NW [ ], 15"

Depth of FOG (fats, oils, grease)

Depth of Solids

Is the accumulated FOG and solids occupying greater than 25% of the GI capacity?

Prior to opening is odor from the GI present 10 ft or greater?

Are the access covers in need of repair?

FOG passing by GI?

Does GI need repair? If yes, detail what needs repair

Are there signs the GI walls may be deteriorating from corrosion?

Are there signs the GI may be leaking?

Was the grease trap pressure washed?

Inlet Tee, Baffle Wall Elbow and Outlet Tee pressure washed?

Are the baffles in good condition/no signs of corrosion and in the proper configuration?

Is there any leakage under the baffle wall?

Was all grease removed/scraped from GI walls, ledges and ridges?

Total gallons pumped out:

Location where grease was disposed of:

Yes/ No

Inches

Inches

Inches

Yes/ No

Yes/ No

Yes/ No

Yes/ No

Yes/ No

Yes/ No

Yes/ No

Yes/ No

Yes/ No

Yes/ No

Yes/ No

Yes/ No

30  
AAA

PUMPING SERVICE YARD

Note: The fumehood collection drum is not a GI and is not subject to all the same questions as GIs on this form.

# AAA PUMPING SERVICE, INC.

P.O. BOX 12186 ALBUQUERQUE, NM 87195  
Ph: (505) 345-3965 Fax: (505) 243-0314

UNIFORM  
TRIP MANIFEST  
92089

## WASTE PRODUCER

PRODUCER'S NAME Intel Corp PHONE \_\_\_\_\_ APPROX. GALLONS 180 DATE OF COLLECTION 5/29/24

ADDRESS 4100 Santa Fe Rd WASTE TYPE:  SAND OR GRIT  GREASE

CITY Rio Rancho STATE NM ZIP 87108  OTHER - DESCRIBE \_\_\_\_\_

RESPON. PERSON  DATE 5/30/24 WASTE TRANSPORTER

TRUCK DRIVER'S SIGNATURE [Signature] DATE 5/30/24 PERMIT NO. 21033

AAA Pumping Service Inc  
2855 2nd st sw  
Albuquerque, NM 87102

DISPOSAL SITE

**MANIFEST MUST BE KEPT ON  
PREMISES TO SHOW PROOF OF  
PUMPING & LEGAL WASTE DISPOSAL**

Responsible person signing for Waste Producer certifies that there is nothing hazardous in the materials being pumped. AAA PUMPING SERVICE, INC. reserves the right to file legal action against the Waste Producer for falsification of information.

# Rio Rancho Grease Interceptor Report

Inspection Date <u>5-30-24</u> Service Date <u>5-30-24</u> Technician/Company <u>JR MORENO</u> <span style="float: right;">AAA</span> <b>RRS Grease Interceptors (GIs)</b>	Comments
Before Pumping: Verify the spill kit in the area and verify it has absorbent and PPE.	<input checked="" type="radio"/> Yes <input type="radio"/> No
Depth of water column in grease trap :	
GI by Pot Wash [ ], 20"	
GI Under Table [ ], 20"	
GI by Office [ ], 15" <i>Removed from service July 2022</i>	
Fumehood collection drum <input checked="" type="checkbox"/>	
GI by Coffee Area, NW [ ], 15"	
Depth of FOG (fats, oils, grease)	Inches <input type="radio"/> Inches <input type="radio"/> Inches
Depth of Solids	Yes <input checked="" type="radio"/> No
Is the accumulated FOG and solids occupying greater than 25% of the GI capacity?	Yes <input type="radio"/> No <input checked="" type="radio"/>
Prior to opening is odor from the GI present 10 ft or greater?	Yes <input type="radio"/> No <input checked="" type="radio"/>
Are the access covers in need of repair?	Yes <input type="radio"/> No <input checked="" type="radio"/>
FOG passing by GI?	Yes <input type="radio"/> No <input checked="" type="radio"/>
Does GI need repair? If yes, detail what needs repair	Yes <input type="radio"/> No <input checked="" type="radio"/>
Are there signs the GI walls may be deteriorating from corrosion?	Yes <input type="radio"/> No <input checked="" type="radio"/>
Are there signs the GI may be leaking?	Yes <input type="radio"/> No <input checked="" type="radio"/>
Was the grease trap pressure washed?	Yes <input type="radio"/> No <input checked="" type="radio"/>
Inlet Tee, Baffle Wall Elbow and Outlet Tee pressure washed?	Yes <input type="radio"/> No <input checked="" type="radio"/>
Are the baffles in good condition/no signs of corrosion and in the proper configuration?	Yes <input type="radio"/> No <input checked="" type="radio"/>
Is there any leakage under the baffle wall?	Yes <input type="radio"/> No <input checked="" type="radio"/>
Was all grease removed/scraped from GI walls, ledges and ridges?	Yes <input type="radio"/> No <input checked="" type="radio"/>
Total gallons pumped out:	50
Location where grease was disposed of:	AAA PUMPING SERVICE YARD

N/A

*Note: The fumehood collection drum is not a GI and is not subject to all the same questions as GIs on this form.*

# Rio Rancho Grease Interceptor Report

Inspection Date <u>5-30-24</u> Service Date <u>5-30-24</u> Technician/Company <u>JR MDRFNO</u> <u>KAX</u>	Comments
Before Pumping: Verify the spill kit in the area and verify it has absorbent and PPE.	<input checked="" type="radio"/> Yes <input type="radio"/> No
Depth of water column in grease trap :	
GI by Pot Wash [ ], 20"	
GI Under Table [ ], 20"	
GI by Office [ ], 15" <i>Removed from service July 2022</i>	
Fumehood collection drum [ ]	
GI by Coffee Area, NW [ ], 15"	
Depth of FOG (fats, oils, grease)	Inches 0
Depth of Solids	Inches 1/4
Is the accumulated FOG and solids occupying greater than 25% of the GI capacity?	Yes <input type="radio"/> No <input checked="" type="radio"/>
Prior to opening is odor from the GI present 10 ft or greater?	Yes <input type="radio"/> No <input checked="" type="radio"/>
Are the access covers in need of repair?	Yes <input type="radio"/> No <input checked="" type="radio"/>
FOG passing by GI?	Yes <input type="radio"/> No <input checked="" type="radio"/>
Does GI need repair? If yes, detail what needs repair	Yes <input type="radio"/> No <input checked="" type="radio"/>
Are there signs the GI walls may be deteriorating from corrosion?	Yes <input type="radio"/> No <input checked="" type="radio"/>
Are there signs the GI may be leaking?	Yes <input type="radio"/> No <input checked="" type="radio"/>
Was the grease trap pressure washed?	Yes <input type="radio"/> No <input checked="" type="radio"/>
Inlet Tee, Baffle Wall Elbow and Outlet Tee pressure washed?	Yes <input type="radio"/> No <input checked="" type="radio"/>
Are the baffles in good condition/no signs of corrosion and in the proper configuration?	Yes <input type="radio"/> No <input checked="" type="radio"/>
Is there any leakage under the baffle wall?	Yes <input type="radio"/> No <input checked="" type="radio"/>
Was all grease removed/scraped from GI walls, ledges and ridges?	Yes <input type="radio"/> No <input checked="" type="radio"/>
Total gallons pumped out:	50
Location where grease was disposed of:	PUMPING SERVICE YARD
<p><i>Note: The fumehood collection drum is not a GI and is not subject to all the same questions as GIs on this form.</i></p>	

# Rio Rancho Grease Interceptor Report

Inspection Date <u>5-30-24</u> Service Date <u>5-30-24</u> Technician/Company <u>JR MORENO</u> <span style="float: right;"><u>AAA</u></span> RRS Grease Interceptors (GIs) <span style="float: right;">Comments</span>	
Before Pumping: Verify the spill kit in the area and verify it has absorbent and PPE.	<input checked="" type="radio"/> Yes <input type="radio"/> No
Depth of water column in grease trap :	
GI by Pot Wash [ <input checked="" type="checkbox"/> , 20"	
GI Under Table [ <input type="checkbox"/> , 20"	
GI by Office [ <input type="checkbox"/> , 15" <i>Removed from service July 2022</i>	
Fumehood collection drum [ <input type="checkbox"/>	
GI by Coffee Area, NW [ <input type="checkbox"/> , 15"	Inches
Depth of FOG (fats, oils, grease)	$\frac{1}{2}$ Inches
Depth of Solids	$\frac{1}{2}$ Inches
Is the accumulated FOG and solids occupying greater than 25% of the GI capacity?	<input type="radio"/> Yes <input checked="" type="radio"/> No
Prior to opening is odor from the GI present 10 ft or greater?	<input type="radio"/> Yes <input checked="" type="radio"/> No
Are the access covers in need of repair?	<input type="radio"/> Yes <input checked="" type="radio"/> No
FOG passing by GI?	<input type="radio"/> Yes <input checked="" type="radio"/> No
Does GI need repair? If yes, detail what needs repair	<input type="radio"/> Yes <input checked="" type="radio"/> No
Are there signs the GI walls may be deteriorating from corrosion?	<input type="radio"/> Yes <input checked="" type="radio"/> No
Are there signs the GI may be leaking?	<input type="radio"/> Yes <input checked="" type="radio"/> No
Was the grease trap pressure washed?	<input type="radio"/> Yes <input checked="" type="radio"/> No
Inlet Tee, Baffle Wall Elbow and Outlet Tee pressure washed?	<input type="radio"/> Yes <input checked="" type="radio"/> No
Are the baffles in good condition/no signs of corrosion and in the proper configuration?	<input type="radio"/> Yes <input checked="" type="radio"/> No
Is there any leakage under the baffle wall?	<input type="radio"/> Yes <input checked="" type="radio"/> No
Was all grease removed/scraped from GI walls, ledges and ridges?	<input type="radio"/> Yes <input checked="" type="radio"/> No
Total gallons pumped out:	<u>50</u>
Location where grease was disposed of:	<u>AAA PUMPING SERVICE YARD</u>
Note: The fumehood collection drum is not a GI and is not subject to all the same questions as GIs on this form.	

# Rio Rancho Grease Interceptor Report

Inspection Date <u>5-30-24</u> Service Date <u>5-30-24</u> Technician/Company <u>JR MORENO KAA</u>	Comments
<p>RR5 Grease Interceptors (GIs)</p> <p>Before Pumping: Verify the spill kit in the area and verify it has absorbent and PPE.</p> <p>Depth of water column in grease trap :</p> <p>GI by Pot Wash <input type="checkbox"/>, 20"</p> <p>GI Under Table <input type="checkbox"/>, 20"</p> <p>GI by Office <input type="checkbox"/>, 15" Removed from service July 2022</p> <p>Fumehood collection drum <input type="checkbox"/></p> <p>GI by Coffee Area, NW <input checked="" type="checkbox"/>, 15"</p> <p>Depth of FOG (fats, oils, grease)</p> <p>Depth of Solids</p> <p>Is the accumulated FOG and solids occupying greater than 25% of the GI capacity?</p> <p>Prior to opening is odor from the GI present 10 ft or greater?</p> <p>Are the access covers in need of repair?</p> <p>FOG passing by GI?</p> <p>Does GI need repair? If yes, detail what needs repair</p> <p>Are there signs the GI walls may be deteriorating from corrosion?</p> <p>Are there signs the GI may be leaking?</p> <p>Was the grease trap pressure washed?</p> <p>Inlet Tee, Baffle Wall Elbow and Outlet Tee pressure washed?</p> <p>Are the baffles in good condition/no signs of corrosion and in the proper configuration?</p> <p>Is there any leakage under the baffle wall?</p> <p>Was all grease removed/scraped from GI walls, ledges and ridges?</p> <p>Total gallons pumped out:</p> <p>Location where grease was disposed of:</p>	<p><input checked="" type="radio"/> Yes <input type="radio"/> No</p> <p><input type="radio"/> Inches</p> <p><input type="radio"/> Inches</p> <p><input checked="" type="radio"/> No</p> <p><input checked="" type="radio"/> Yes <input type="radio"/> No</p> <p><input checked="" type="radio"/> Yes <input type="radio"/> No</p> <p><input checked="" type="radio"/> Yes <input type="radio"/> No</p> <p><input checked="" type="radio"/> Yes <input type="radio"/> No</p> <p><input checked="" type="radio"/> Yes <input type="radio"/> No</p> <p><input checked="" type="radio"/> Yes <input type="radio"/> No</p> <p><input checked="" type="radio"/> Yes <input type="radio"/> No</p> <p><input checked="" type="radio"/> Yes <input type="radio"/> No</p> <p><input checked="" type="radio"/> Yes <input type="radio"/> No</p> <p><input checked="" type="radio"/> Yes <input type="radio"/> No</p> <p><input checked="" type="radio"/> Yes <input type="radio"/> No</p> <p><input checked="" type="radio"/> Yes <input type="radio"/> No</p> <p>30</p> <p>KAA</p> <p>PUMPING SERVICE YARD</p>
<p>Note: The fumehood collection drum is not a GI and is not subject to all the same questions as GIs on this form.</p>	



Grease trap PAPER work  
6-13-2024

# JUMPING SERVICE, INC.

DISPOSAL  
TRIP MANIFEST  
90007

P.O. BOX 12186 ALBUQUERQUE, NM 87195  
Ph: (505) 345-3885 Fax: (505) 243-0814

## WASTE PRODUCER

PRODUCER'S NAME WTEG APPROX. GALLONS 185 DATE OF COLLECTION 6/13/24  
ADDRESS 4100 SARA E WASTE TYPE:  SAND OR GRIT  GREASE  
CITY RIO RANCHO STATE NM ZIP 87124  
RESPON. PERSON X [Signature] DATE 6/13/24

## WASTE TRANSPORTER

TRUCK DRIVER'S SIGNATURE X [Signature] DATE 6/13/24 PERMIT NO. 81

## DISPOSAL SITE

AAA Pumping Service Inc  
2855 2nd st sw  
Albuquerque, NM 87102

MANIFEST MUST BE KEPT ON  
PREMISES TO SHOW PROOF OF  
PUMPING & LEGAL WASTE DISPOSAL

Responsible person signing for Waste Producer certifies that there is nothing hazardous in the materials being pumped. AAA PUMPING SERVICE, INC. reserves the right to file legal action against the Waste Producer for falsification of information.

# Rio Rancho Grease Interceptor Report

Inspection Date 0-13-24 Service Date 0-13-24 Technician/Company REXUL TYVER-B AAA

<p>Before Pumping: Verify the spill kit in the area and verify it has absorbent and PPE.</p>	<p><input checked="" type="radio"/> Yes <input type="radio"/> No</p>
<p>Depth of water column in grease trap :</p>	
<p>GI by Pot Wash [ ], 20"</p>	
<p>GI Under Table [ ], 20"</p>	
<p><del>GI by Office</del> [ ], 15" <i>Removed from service July 2022</i></p>	
<p>Fumehood collection drum <input checked="" type="checkbox"/></p>	
<p>GI by Coffee Area, NW [ ], 15"</p>	
<p>Depth of FOG (fats, oils, grease)</p>	<p>Inches</p>
<p>Depth of Solids</p>	<p><input type="radio"/> Inches <input type="radio"/> Inches</p>
<p>Is the accumulated FOG and solids occupying greater than 25% of the GI capacity?</p>	<p><input checked="" type="radio"/> Yes <input type="radio"/> No</p>
<p>Prior to opening is odor from the GI present 10 ft or greater?</p>	<p><input checked="" type="radio"/> Yes <input type="radio"/> No</p>
<p>Are the access covers in need of repair?</p>	<p><input checked="" type="radio"/> Yes <input type="radio"/> No</p>
<p>FOG passing by GI?</p>	<p><input checked="" type="radio"/> Yes <input type="radio"/> No</p>
<p>Does GI need repair? If yes, detail what needs repair</p>	<p><input checked="" type="radio"/> Yes <input type="radio"/> No</p>
<p>Are there signs the GI walls may be deteriorating from corrosion?</p>	<p><input checked="" type="radio"/> Yes <input type="radio"/> No</p>
<p>Are there signs the GI may be leaking?</p>	<p><input checked="" type="radio"/> Yes <input type="radio"/> No</p>
<p>Was the grease trap pressure washed?</p>	<p><input checked="" type="radio"/> Yes <input type="radio"/> No</p>
<p>Inlet Tee, Baffle Wall Elbow and Outlet Tee pressure washed?</p>	<p><input checked="" type="radio"/> Yes <input type="radio"/> No</p>
<p>Are the baffles in good condition/no signs of corrosion and in the proper configuration?</p>	<p><input checked="" type="radio"/> Yes <input type="radio"/> No</p>
<p>Is there any leakage under the baffle wall?</p>	<p><input checked="" type="radio"/> Yes <input type="radio"/> No</p>
<p>Was all grease removed/scraped from GI walls, ledges and ridges?</p>	<p><input checked="" type="radio"/> Yes <input type="radio"/> No</p>
<p>Total gallons pumped out:</p>	<p><input checked="" type="radio"/> Yes <input type="radio"/> No 50</p>
<p>Location where grease was disposed of:</p>	<p>AAA PUMPING SERVICE YARD</p>
<p><i>Note: The fumehood collection drum is not a GI and is not subject to all the same questions as GIs on this form.</i></p>	<p>N/A</p>

# Rio Rancho Grease Interceptor Report

Inspection Date 6-13-24 Service Date 6-13-24 Technician/Company RFUL RUDRA XAA  
**RR5 Grease Interceptors (GIs)** Comments

<p>Before Pumping: Verify the spill kit in the area and verify it has absorbent and PPE.</p> <p>Depth of water column in grease trap :          GI by Pot Wash <input type="checkbox"/>, 20"          GI Under Table <input checked="" type="checkbox"/>, 20"          GI by Office <input checked="" type="checkbox"/>, 15" <i>Removed from service July 2022</i></p> <p>Fumehood collection drum <input type="checkbox"/></p> <p>GI by Coffee Area, NW <input type="checkbox"/>, 15"</p> <p>Depth of FOG (fats, oils, grease)          Depth of Solids</p> <p>Is the accumulated FOG and solids occupying greater than 25% of the GI capacity?</p> <p>Prior to opening is odor from the GI present 10 ft or greater?</p> <p>Are the access covers in need of repair?          FOG passing by GI?</p> <p>Does GI need repair? If yes, detail what needs repair</p> <p>Are there signs the GI walls may be deteriorating from corrosion?</p> <p>Are there signs the GI may be leaking?</p> <p>Was the grease trap pressure washed?          Inlet Tee, Baffle Wall Elbow and Outlet Tee pressure washed?</p> <p>Are the baffles in good condition/no signs of corrosion and in the proper configuration?</p> <p>Is there any leakage under the baffle wall?</p> <p>Was all grease removed/scraped from GI walls, ledges and ridges?</p> <p>Total gallons pumped out:          Location where grease was disposed of:</p>	<p style="text-align: center;">Yes/No <input checked="" type="radio"/> Yes <input type="radio"/> No</p> <p>Inches  <input type="radio"/> Inches  <input checked="" type="radio"/> 1/4 Inches</p> <p>Yes/No  <input checked="" type="radio"/> Yes <input type="radio"/> No</p> <p>Yes/No  <input checked="" type="radio"/> Yes <input type="radio"/> No</p> <p>Yes/No  <input checked="" type="radio"/> Yes <input type="radio"/> No</p> <p>Yes/No  <input checked="" type="radio"/> Yes <input type="radio"/> No</p> <p>Yes/No  <input checked="" type="radio"/> Yes <input type="radio"/> No</p> <p>Yes/No  <input checked="" type="radio"/> Yes <input type="radio"/> No</p> <p>Yes/No  <input checked="" type="radio"/> Yes <input type="radio"/> No</p> <p>Yes/No  <input checked="" type="radio"/> Yes <input type="radio"/> No</p> <p>Yes/No  <input checked="" type="radio"/> Yes <input type="radio"/> No</p> <p>Yes/No  <input checked="" type="radio"/> Yes <input type="radio"/> No</p> <p>Yes/No  <input checked="" type="radio"/> Yes <input type="radio"/> No</p> <p>50          XAA          PUMPING SERVICE YARD</p>
--	--

Note: The fumehood collection drum is not a GI and is not subject to all the same questions as GIs on this form.



# Rio Rancho Grease Interceptor Report

Inspection Date <u>0-13-24</u> Service Date <u>0-13-24</u> Technician/Company <u>RAUL RIVERA AKA</u> <b>RR5 Grease Interceptors (GIs)</b>	Comments
Before Pumping: Verify the spill kit in the area and verify it has absorbent and PPE.	Yes/No <input checked="" type="radio"/> Yes <input type="radio"/> No
Depth of water column in grease trap : GI by Pot Wash [ ], 20" GI Under Table [ ], 20" GI by Office [ ], 15" <i>Removed from service July 2022</i> Fumehood collection drum [ ] GI by Coffee Area, NW [ ] 15" Depth of FOG (fats, oils, grease) Depth of Solids	Inches <input type="radio"/> Inches <input type="radio"/> Inches
Is the accumulated FOG and solids occupying greater than 25% of the GI capacity? Prior to opening is odor from the GI present 10 ft or greater?	Yes/No <input checked="" type="radio"/> Yes <input type="radio"/> No
Are the access covers in need of repair? FOG passing by GI? Does GI need repair? If yes, detail what needs repair Are there signs the GI walls may be deteriorating from corrosion?	Yes/No <input checked="" type="radio"/> Yes <input type="radio"/> No Yes/No <input checked="" type="radio"/> Yes <input type="radio"/> No Yes/No <input checked="" type="radio"/> Yes <input type="radio"/> No Yes/No <input checked="" type="radio"/> Yes <input type="radio"/> No
Are there signs the GI may be leaking? Was the grease trap pressure washed? Inlet Tee, Baffle Wall Elbow and Outlet Tee pressure washed?	Yes/No <input checked="" type="radio"/> Yes <input type="radio"/> No Yes/No <input checked="" type="radio"/> Yes <input type="radio"/> No Yes/No <input checked="" type="radio"/> Yes <input type="radio"/> No
Are the baffles in good condition/no signs of corrosion and in the proper configuration? Is there any leakage under the baffle wall? Was all grease removed/scraped from GI walls, ledges and ridges?	Yes/No <input checked="" type="radio"/> Yes <input type="radio"/> No Yes/No <input checked="" type="radio"/> Yes <input type="radio"/> No Yes/No <input checked="" type="radio"/> Yes <input type="radio"/> No
Total gallons pumped out: Location where grease was disposed of:	Yes/No <input checked="" type="radio"/> Yes <input type="radio"/> No 35 XKA PUMPING SERVICE YARD
Note: The fumehood collection drum is not a GI and is not subject to all the same questions as GIs on this form.	

Grease Trap paper work  
6-27-2024

# AAA PUMPING SERVICE, INC.

DISPOSAL  
TRIP MANIFEST  
90008

P.O. BOX 12186 ALBUQUERQUE, NM 87195  
Ph: (505) 345-3965 Fax: (505) 243-0314

WASTE PRODUCER			
PRODUCER'S NAME	INTEC	PHONE	
ADDRESS	4100 SARA RD	CITY	RIO RANCHO
STATE		ZIP	
DATE	6/27/24	DATE OF COLLECTION	6/27/24
APPROX GALLONS	180	WASTE TYPE:	<input checked="" type="checkbox"/> GREASE
RESPON. PERSON <input checked="" type="checkbox"/> X			
TRUCK DRIVER'S SIGNATURE <input checked="" type="checkbox"/> X			
WASTE TRANSPORTER		DATE	6/27/24
DISPOSAL SITE		PERMIT NO.	P2

AAA Pumping Service Inc  
2855 2nd st sw  
Albuquerque, NM 87102

MANIFEST MUST BE KEPT ON  
PREMISES TO SHOW PROOF OF  
PUMPING & LEGAL WASTE DISPOSAL

Responsible person signing for Waste Producer certifies that there is nothing hazardous in the materials being pumped. AAA PUMPING SERVICE, INC. reserves the right to file legal action against the Waste Producer for falsification of information.

# Rio Rancho Grease Interceptor Report

Inspection Date <u>6-27-24</u> Service Date <u>6-27-24</u> Technician/Company <u>RAUL RIVERA</u> <i>RRS Grease Interceptors (GIS)</i>	Comments
Before Pumping: Verify the spill kit in the area and verify it has absorbent and PPE.	<input checked="" type="radio"/> Yes / <input type="radio"/> No
Depth of water column in grease trap : GI by Pot Wash [ ], 20" GI Under Table [ ], 20" GI-by-Office [ ], 15" <i>Removed from service July 2022</i> Fumehood collection drum [ <input checked="" type="checkbox"/> ] GI by Coffee Area, NW [ ], 15" Depth of FOG (fats, oils, grease) Depth of Solids	Inches 1/2 Inches 1/2 Inches  <input checked="" type="radio"/> Yes / <input checked="" type="radio"/> No
Is the accumulated FOG and solids occupying greater than 25% of the GI capacity? Prior to opening is odor from the GI present 10 ft or greater? Are the access covers in need of repair? FOG passing by GI? Does GI need repair? If yes, detail what needs repair Are there signs the GI walls may be deteriorating from corrosion? Are there signs the GI may be leaking? Was the grease trap pressure washed? Inlet Tee, Baffle Wall Elbow and Outlet Tee pressure washed?	<input checked="" type="radio"/> Yes / <input checked="" type="radio"/> No <input checked="" type="radio"/> Yes / <input checked="" type="radio"/> No <input checked="" type="radio"/> Yes / <input checked="" type="radio"/> No <input checked="" type="radio"/> Yes / <input checked="" type="radio"/> No  <input checked="" type="radio"/> Yes / <input checked="" type="radio"/> No <input checked="" type="radio"/> Yes / <input checked="" type="radio"/> No <input checked="" type="radio"/> Yes / <input checked="" type="radio"/> No  <input checked="" type="radio"/> Yes / <input checked="" type="radio"/> No <input checked="" type="radio"/> Yes / <input checked="" type="radio"/> No <input checked="" type="radio"/> Yes / <input checked="" type="radio"/> No
Are the baffles in good condition/no signs of corrosion and in the proper configuration? Is there any leakage under the baffle wall? Was all grease removed/scraped from GI walls, ledges and ridges? Total gallons pumped out: Location where grease was disposed of:	<input checked="" type="radio"/> Yes / <input checked="" type="radio"/> No <input checked="" type="radio"/> Yes / <input checked="" type="radio"/> No  50 <del>AAA</del> PUMPING SERVICE YARD
Note: The fumehood collection drum is not a GI and is not subject to all the same questions as GIS on this form.	

# Rio Rancho Grease Interceptor Report

Inspection Date <u>0-27-24</u> Service Date <u>0-27-24</u> Technician/Company <u>PAUL RIVERA</u>	
Before Pumping: Verify the spill kit in the area and verify it has absorbent and PPE.	<input checked="" type="radio"/> Yes <input type="radio"/> No
Depth of water column in grease trap :	
GI by Pot Wash [ ], 20"	
GI Under Table [ <input checked="" type="checkbox"/> , 20"	
GI by Office [ ], 15" <i>Removed from service July 2022</i>	
Fumehood collection drum [ ]	
GI by Coffee Area, NW [ ], 15"	
Depth of FOG (fats, oils, grease)	0 Inches
Depth of Solids	1/4 Inches
Is the accumulated FOG and solids occupying greater than 25% of the GI capacity?	<input checked="" type="radio"/> Yes <input type="radio"/> No
Prior to opening is odor from the GI present 10 ft or greater?	<input checked="" type="radio"/> Yes <input type="radio"/> No
Are the access covers in need of repair?	<input checked="" type="radio"/> Yes <input type="radio"/> No
FOG passing by GI?	<input checked="" type="radio"/> Yes <input type="radio"/> No
Does GI need repair? If yes, detail what needs repair	<input checked="" type="radio"/> Yes <input type="radio"/> No
Are there signs the GI walls may be deteriorating from corrosion?	<input checked="" type="radio"/> Yes <input type="radio"/> No
Are there signs the GI may be leaking?	<input checked="" type="radio"/> Yes <input type="radio"/> No
Was the grease trap pressure washed?	<input checked="" type="radio"/> Yes <input type="radio"/> No
Inlet Tee, Baffle Wall Elbow and Outlet Tee pressure washed?	<input checked="" type="radio"/> Yes <input type="radio"/> No
Are the baffles in good condition/no signs of corrosion and in the proper configuration?	<input checked="" type="radio"/> Yes <input type="radio"/> No
Is there any leakage under the baffle wall?	<input checked="" type="radio"/> Yes <input type="radio"/> No
Was all grease removed/scraped from GI walls, ledges and ridges?	<input checked="" type="radio"/> Yes <input type="radio"/> No
Total gallons pumped out:	50
Location where grease was disposed of:	AAA PUMPING SERVICE YARD
<i>Note: The fumehood collection drum is not a GI and is not subject to all the same questions as GIs on this form.</i>	



# Rio Rancho Grease Interceptor Report

Inspection Date <u>6-27-24</u>	Service Date <u>6-27-24</u>	Technician/Company <u>KARUL RIVERA AAA</u>
MS Grease Interceptors (GIS)		
Before Pumping: Verify the spill kit in the area and verify it has absorbent and PPE.		
Depth of water column in grease trap :		<input checked="" type="radio"/> Yes <input type="radio"/> No
GI by Pot Wash <input checked="" type="checkbox"/> , 20"		
GI Under Table <input type="checkbox"/> , 20"		
GI by Office <input type="checkbox"/> , 15" <i>Removed from service July 2022</i>		
Fumehood collection drum <input type="checkbox"/>		
GI by Coffee Area, NW <input type="checkbox"/> , 15"	Inches	
Depth of FOG (fats, oils, grease)	1/2 Inches	
Depth of Solids	1/2 Inches	
Is the accumulated FOG and solids occupying greater than 25% of the GI capacity?	<input checked="" type="radio"/> Yes <input type="radio"/> No	
Prior to opening is odor from the GI present 10 ft or greater?	<input checked="" type="radio"/> Yes <input type="radio"/> No	
Are the access covers in need of repair?	<input checked="" type="radio"/> Yes <input type="radio"/> No	
FOG passing by GI?	<input checked="" type="radio"/> Yes <input type="radio"/> No	
Does GI need repair? If yes, detail what needs repair	<input checked="" type="radio"/> Yes <input type="radio"/> No	
Are there signs the GI walls may be deteriorating from corrosion?	<input checked="" type="radio"/> Yes <input type="radio"/> No	
Are there signs the GI may be leaking?	<input checked="" type="radio"/> Yes <input type="radio"/> No	
Was the grease trap pressure washed?	<input checked="" type="radio"/> Yes <input type="radio"/> No	
Inlet Tee, Baffle Wall Elbow and Outlet Tee pressure washed?	<input checked="" type="radio"/> Yes <input type="radio"/> No	
Are the baffles in good condition/no signs of corrosion and in the proper configuration?	<input checked="" type="radio"/> Yes <input type="radio"/> No	
Is there any leakage under the baffle wall?	<input checked="" type="radio"/> Yes <input type="radio"/> No	
Was all grease removed/scraped from GI walls, ledges and ridges?	<input checked="" type="radio"/> Yes <input type="radio"/> No	
Total gallons pumped out:	50	
Location where grease was disposed of:	AAA PUMPING SERVICE YARD	
Note: The fumehood collection drum is not a GI and is not subject to all the same questions as GIS on this form.		

# Rio Rancho Grease Interceptor Report

Inspection Date	Service Date	Technician/Company	Comments
0-27-24	0-27-24	RAUL RIVERA	AAA
<i>RRS Grease Interceptors (GIS)</i>			
<p><b>Before Pumping:</b> Verify the spill kit in the area and verify it has absorbent and PPE. <input checked="" type="radio"/> Yes <input type="radio"/> No</p>			
<p>Depth of water column in grease trap :            GI by Pot Wash [ ], 20"            GI Under Table [ ], 20"            GI by Office [ ], 15" <i>Removed from service July 2022</i>            Fumehood collection drum [ ]            GI by Coffee Area, NW [ ], 15"            Depth of FOG (fats, oils, grease)            Depth of Solids            Inches  <input type="radio"/> Inches  <input type="radio"/> Inches</p>			
<p>Is the accumulated FOG and solids occupying greater than 25% of the GI capacity?            Yes <input checked="" type="radio"/> No <input type="radio"/></p>			
<p>Prior to opening is odor from the GI present 10 ft or greater?            Yes <input type="radio"/> No <input checked="" type="radio"/></p>			
<p>Are the access covers in need of repair?            Yes <input type="radio"/> No <input checked="" type="radio"/></p>			
<p>FOG passing by GI?            Yes <input type="radio"/> No <input checked="" type="radio"/></p>			
<p>Does GI need repair? If yes, detail what needs repair            Yes <input type="radio"/> No <input checked="" type="radio"/></p>			
<p>Are there signs the GI walls may be deteriorating from corrosion?            Yes <input type="radio"/> No <input checked="" type="radio"/></p>			
<p>Are there signs the GI may be leaking?            Yes <input type="radio"/> No <input checked="" type="radio"/></p>			
<p>Was the grease trap pressure washed?            Yes <input type="radio"/> No <input checked="" type="radio"/></p>			
<p>Inlet Tee, Baffle Wall Elbow and Outlet Tee pressure washed?            Yes <input type="radio"/> No <input checked="" type="radio"/></p>			
<p>Are the baffles in good condition/no signs of corrosion and in the proper configuration?            Yes <input checked="" type="radio"/> No <input type="radio"/></p>			
<p>Is there any leakage under the baffle wall?            Yes <input type="radio"/> No <input checked="" type="radio"/></p>			
<p>Was all grease removed/scraped from GI walls, ledges and ridges?            Yes <input type="radio"/> No <input checked="" type="radio"/></p>			
<p>Total gallons pumped out:            30</p>			
<p>Location where grease was disposed of:            PUMPING SERVICE YARD            AAA</p>			
<p><i>Note: The fumehood collection drum is not a GI and is not subject to all the same questions as GIs on this form.</i></p>			

**ATTACHMENT B**  
**SWSP and Cerium Sampling Report**

---

# H1 2024 Semi-Annual Data for SWSP Endorsement

SWSP Pollutant	Sample Date	Site Outfall Max Discharge Flow Rate (gal/min)	Pollutant Concentration (mg/L)	Pollutant Max Daily Limit (mg/L)	Pollutant Max (lbs/day)	Pollutant Monthly Limit (mg/L)
Indium	4/14/2024	2038	0.00181	0.30	0.04	-
Indium	4/15/2024	2324	0.02510	0.30	0.70	-
Indium	4/16/2024	2922	0.00866	0.30	0.30	-
Indium	4/17/2024	2817	0.01280	0.30	0.43	-
Gallium	4/14/2024	2038	<b>0.00100</b>	3.125	0.024	-
Gallium	4/15/2024	2324	<b>0.00100</b>	3.125	0.028	-
Gallium	4/16/2024	2922	<b>0.00100</b>	3.125	0.035	-
Gallium	4/17/2024	2817	<b>0.00100</b>	3.125	0.034	-
Platinum	4/14/2024	2038	<b>0.00100</b>	0.10	0.024	-
Platinum	4/15/2024	2324	<b>0.00100</b>	0.10	0.028	-
Platinum	4/16/2024	2922	<b>0.00100</b>	0.10	0.035	-
Platinum	4/17/2024	2817	<b>0.00100</b>	0.10	0.034	-
Cerium	4/14/2024	2038	0.00759	12.0	0.19	3.0
Cerium	4/15/2024	2324	0.00950	12.0	0.27	3.0
Cerium	4/16/2024	2922	0.00657	12.0	0.23	3.0
Cerium	4/17/2024	2817	0.00469	12.0	0.16	3.0
Cerium Monthly Average (mg/L)			<b>0.007088</b>			

MAX Flow Rate used as requested by ABCWUA. **Bold = ND in Report**

Conversion Factors
2.20 lb/kg
3.79 L/gal
1000000 mg/kg

The calculated loading rates in the attached spreadsheet are expressed in lb/day and are conservatively calculated based on the following:

- Upon request from ABCWUA, the maximum (max) daily flow rate (as opposed to the daily average flow rate) for the day that each 24-hour composite sample was collected was used as an input in the calculations.
- The minimum detection limit (MDL) for each respective parameter was used as an input in the calculations in the absence of detected levels of Indium, Gallium, and Platinum.

# ANALYTICAL REPORT

## PREPARED FOR

Attn: Lauren Gomez  
Intel Corporation  
4100 Sara Road  
Mail Stop RR5-491  
Rio Rancho, New Mexico 87124

Generated 5/24/2024 10:23:17 AM

## JOB DESCRIPTION

Semi-Annual Wastewater Sampling

## JOB NUMBER

885-3097-1

# Eurofins Albuquerque

1

## Job Notes

The test results in this report relate only to the samples as received by the laboratory and will meet all requirements of the methodology, with any exceptions noted. This report shall not be reproduced except in full, without the express written approval of the laboratory. All questions should be directed to the Eurofins Environment Testing South Central, LLC Project Manager.

4

5

6

7

## Authorization



Generated  
5/24/2024 10:23:17 AM

Authorized for release by  
Erin Munoz, Project Manager  
[Erin.Munoz@et.eurofinsus.com](mailto:Erin.Munoz@et.eurofinsus.com)  
(505)345-3975



# Table of Contents

Cover Page . . . . .	1
Table of Contents . . . . .	3
Definitions/Glossary . . . . .	4
Case Narrative . . . . .	5
Subcontract Data . . . . .	6
Chain of Custody . . . . .	28
Receipt Checklists . . . . .	29

## Definitions/Glossary

Client: Intel Corporation  
Project/Site: Semi-Annual Wastewater Sampling

Job ID: 885-3097-1



### Glossary

Abbreviation	These commonly used abbreviations may or may not be present in this report.
▫	Listed under the "D" column to designate that the result is reported on a dry weight basis
%R	Percent Recovery
CFL	Contains Free Liquid
CFU	Colony Forming Unit
CNF	Contains No Free Liquid
DER	Duplicate Error Ratio (normalized absolute difference)
Dil Fac	Dilution Factor
DL	Detection Limit (DoD/DOE)
DL, RA, RE, IN	Indicates a Dilution, Re-analysis, Re-extraction, or additional Initial metals/anion analysis of the sample
DLC	Decision Level Concentration (Radiochemistry)
EDL	Estimated Detection Limit (Dioxin)
LOD	Limit of Detection (DoD/DOE)
LOQ	Limit of Quantitation (DoD/DOE)
MCL	EPA recommended "Maximum Contaminant Level"
MDA	Minimum Detectable Activity (Radiochemistry)
MDC	Minimum Detectable Concentration (Radiochemistry)
MDL	Method Detection Limit
ML	Minimum Level (Dioxin)
MPN	Most Probable Number
MQL	Method Quantitation Limit
NC	Not Calculated
ND	Not Detected at the reporting limit (or MDL or EDL if shown)
NEG	Negative / Absent
POS	Positive / Present
PQL	Practical Quantitation Limit
PRES	Presumptive
QC	Quality Control
RER	Relative Error Ratio (Radiochemistry)
RL	Reporting Limit or Requested Limit (Radiochemistry)
RPD	Relative Percent Difference, a measure of the relative difference between two points
TEF	Toxicity Equivalent Factor (Dioxin)
TEQ	Toxicity Equivalent Quotient (Dioxin)
TNTC	Too Numerous To Count



# Case Narrative

Client: Intel Corporation  
Project: Semi-Annual Wastewater Sampling

Job ID: 885-3097-1

**Job ID: 885-3097-1**

**Eurofins Albuquerque**

## Job Narrative 885-3097-1

Analytical test results meet all requirements of the associated regulatory program listed on the Accreditation/Certification Summary Page unless otherwise noted under the individual analysis. Data qualifiers are applied to indicate exceptions. Noncompliant quality control (QC) is further explained in narrative comments.

- Matrix QC may not be reported if insufficient sample or site-specific QC samples were not submitted. In these situations, to demonstrate precision and accuracy at a batch level, a LCS/LCSD may be performed, unless otherwise specified in the method.
- Surrogate and/or isotope dilution analyte recoveries (if applicable) which are outside of the QC window are confirmed unless attributed to a dilution or otherwise noted in the narrative.

Regulated compliance samples (e.g. SDWA, NPDES) must comply with the associated agency requirements/permits.

### Receipt

The samples were received on 4/17/2024 4:53 PM. Unless otherwise noted below, the samples arrived in good condition, and, where required, properly preserved and on ice. The temperature of the cooler at receipt time was 9.2°C.

### Receipt Exceptions

The Field Sampler was not listed on the Chain of Custody.

### Subcontract Work

Method 200.8: Pt, Ga, In: This method was subcontracted to Anatek Labs Inc. The subcontract laboratory certification is different from that of the facility issuing the final report. The subcontract report is appended in its entirety.

Method Ce: This method was subcontracted to Brooks Applied Labs LLC. The subcontract laboratory certification is different from that of the facility issuing the final report. The subcontract report is appended in its entirety.

Eurofins Albuquerque





13751 Lake City Way NE, Ste 108, Seattle, WA 98125 • USA • T:206-632-6206 • info@brooksapplied.com

May 17, 2024

ATTN: Eurofins Environment Testing South Central, LLC  
4901 Hawkins NE  
Albuquerque, NM 87109  
Erin.munoz@et.eurofinsus.com

RE: Project HLL-NM1901

Client Project: 885-3097-1

Dear Erin,

On April 24, 2024, Brooks Applied Labs (BAL) received four (4) water samples. The samples were logged-in for the analyses of Cerium (Ce) according to the chain-of-custody form. All samples were received and stored according to BAL SOPs and EPA methodology.

Total Metals Quantitation by ICP-QQQ-MS

All aqueous samples were digested on a hotblock via modified EPA Method 1638 with nitric and hydrochloric acids.

Trace metals were analyzed using inductively coupled plasma triple quadrupole mass spectrometry (ICP-QQQ-MS). The ICP-QQQ-MS uses advanced interference removal techniques to ensure accuracy of the sample results. For more information, please visit the *Interference Reduction Technology* section on our website, [www.brooksapplied.com](http://www.brooksapplied.com).

The results were not method blank corrected, as described in the calculations section of the relevant BAL SOP(s) and were evaluated using reporting limits adjusted to account for sample aliquot size. Please refer to the *Sample Results* page for sample-specific MDLs, MRLs, and other details.

All data was reported without qualification and all associated quality control sample results met the acceptance criteria.

BAL verifies that the reported results of all analyses for which the laboratory is accredited meet the requirements of the accrediting body, unless otherwise noted in the report narrative. For more information regarding accreditations please see the *Report Information* and *Batch Summary* pages. This report must be used in its entirety for interpretation of results. Please feel free to contact us if you have any questions regarding this report.





# BROOKSAPPLIEDLABS


13751 Lake City Way NE, Ste 108, Seattle, WA 98125 • USA • T:206-632-6206 • info@brooksapplied.com

- 1
- 2
- 3
- 4
- 5**
- 6
- 7

Sincerely,



Esther Velasquez  
Project Manager  
Brooks Applied Labs  
esther@brooksapplied.com



## Report Information

### General Disclaimers

Test results are based solely upon the sample submitted to Brooks Applied Labs in the condition it was received. This report shall not be reproduced or copied, except in full, without written approval of the laboratory. Brooks Applied Labs is not responsible for the consequences arising from the use of a partial report.

### Laboratory Accreditation

BAL maintains accreditation with various state and national agencies for select test methods. For a current list of BAL accreditations, please visit our website at <http://www.brooksapplied.com/resources/certificates-permits/>. The reported analyte/matrix/method combination shall be considered outside BAL's scopes of accreditation unless otherwise identified as ISO, TNI, or ISO,TNI in the tables. It is the responsibility of the client to verify whether a specific accreditation is required for the intended data use.

**ISO:** ISO/IEC 17025:2017 accredited test method. Issued by ANSI National Accreditation Board (ANAB), #ADE-1447.02

**TNI:** NELAP accredited test method. Issued by the State of Florida Department of Health, #E87982.

**ISO,TNI:** Test method is accredited under both the ISO/IEC 17025:2017 and NELAP accreditations referenced above.

### Field Quality Control Samples

Please be notified that certain EPA methods require the collection of field quality control samples of an appropriate type and frequency; failure to do so is considered a deviation from some methods and for compliance purposes should only be done with the approval of regulatory authorities. Please see the specific EPA methods for details regarding required field quality control samples.

### Common Abbreviations

<b>AR</b>	as received	<b>MS</b>	matrix spike
<b>BAL</b>	Brooks Applied Labs	<b>MSD</b>	matrix spike duplicate
<b>BLK</b>	method blank	<b>ND</b>	non-detect
<b>BS</b>	blank spike	<b>NR</b>	non-reportable
<b>CAL</b>	calibration standard	<b>N/C</b>	not calculated
<b>CCB</b>	continuing calibration blank	<b>PS</b>	post preparation spike
<b>CCV</b>	continuing calibration verification	<b>REC</b>	percent recovery
<b>COC</b>	chain of custody record	<b>RPD</b>	relative percent difference
<b>D</b>	dissolved fraction	<b>SCV</b>	secondary calibration verification
<b>DUP</b>	duplicate	<b>SOP</b>	standard operating procedure
<b>IBL</b>	instrument blank	<b>SRM</b>	reference material
<b>ICV</b>	initial calibration verification	<b>T</b>	total fraction
<b>MDL</b>	method detection limit	<b>TR</b>	total recoverable fraction
<b>MRL</b>	method reporting limit		

### Definition of Data Qualifiers

<b>E</b>	An estimated value due to the presence of interferences. A full explanation is presented in the narrative.
<b>H</b>	Holding time and/or preservation requirements not met. Please see narrative for explanation.
<b>J</b>	Detected by the instrument, the result is > the MDL but ≤ the MRL. Result is reported and considered an estimate.
<b>J-1</b>	Estimated value. A full explanation is presented in the narrative.
<b>M</b>	Duplicate precision (RPD) was not within acceptance criteria. Please see narrative for explanation.
<b>N</b>	Spike recovery was not within acceptance criteria. Please see narrative for explanation.
<b>R</b>	Rejected, unusable value. A full explanation is presented in the narrative.
<b>U</b>	Result is ≤ the MDL or client requested reporting limit (CRRL). Result reported as the MDL or CRRL.
<b>X</b>	Result is not BLK-corrected and is within 10x the absolute value of the highest detectable BLK in the batch. Result is estimated.
<b>Z</b>	Holding time and/or preservation requirements not established for this method; however, BAL recommendations for holding time were not followed. Please see narrative for explanation.

Project ID: HLL-NM1901  
PM: Esther Velasquez



BAL Report 2404360  
Client PM: Erin Munoz  
Client Project: 885-3097-1




## Sample Information

Sample	Lab ID	Report Matrix	Type	Sampled	Received
NM-Site-Outfall Sample 5 (885-3097-5)	2404360-01	Water	Sample	04/14/2024	04/24/2024
NM-Site-Outfall Sample 6 (885-3097-6)	2404360-02	Water	Sample	04/15/2024	04/24/2024
NM-Site-Outfall Sample 7 (885-3097-7)	2404360-03	Water	Sample	04/16/2024	04/24/2024
NM-Site-Outfall Sample 8 (885-3097-8)	2404360-04	Water	Sample	04/17/2024	04/24/2024

## Batch Summary

Analyte	Lab Matrix	Method	Accred.	Prepared	Analyzed	Batch	Sequence
Ce	Water	EPA 1638 Mod		04/30/24	04/30/24	B240983	S240410
Ce	Water	EPA 1638 Mod		05/02/24	05/03/24	B241005	S240422

Project ID: HLL-NM1901  
PM: Esther Velasquez



BAL Report 2404360  
Client PM: Erin Munoz  
Client Project: 885-3097-1



## Sample Results

Sample	Analyte	Report Matrix	Basis	Result	Qualifier	MDL	MRL	Unit	Batch	Sequence
<b>NM-Site-Outfall Sample 5 (885-3097-5)</b>										
2404360-01	Ce	Water	TR	7.59		0.004	0.045	µg/L	B240983	S240410
<b>NM-Site-Outfall Sample 6 (885-3097-6)</b>										
2404360-02	Ce	Water	TR	9.50		0.004	0.045	µg/L	B240983	S240410
<b>NM-Site-Outfall Sample 7 (885-3097-7)</b>										
2404360-03	Ce	Water	TR	6.57		0.004	0.045	µg/L	B240983	S240410
<b>NM-Site-Outfall Sample 8 (885-3097-8)</b>										
2404360-04	Ce	Water	TR	4.69		0.004	0.045	µg/L	B241005	S240422

Project ID: HLL-NM1901  
 PM: Esther Velasquez



BAL Report 2404360  
 Client PM: Erin Munoz  
 Client Project: 885-3097-1




## Accuracy & Precision Summary

Batch: B240983  
 Lab Matrix: Water  
 Method: EPA 1638 Mod

Sample	Analyte	Native	Spike	Result	Units	REC & Limits	RPD & Limits
B240983-BS1	Blank Spike, (2401032) Ce		55.56	58.85	µg/L	106% 75-125	
B240983-DUP2	Duplicate, (2404397-01) Ce	0.040		0.039	µg/L		2% 20
B240983-MS2	Matrix Spike, (2404397-01) Ce	0.040	56.12	58.40	µg/L	104% 75-125	
B240983-MSD2	Matrix Spike Duplicate, (2404397-01) Ce	0.040	56.12	61.55	µg/L	110% 75-125	5% 20

Project ID: HLL-NM1901  
 PM: Esther Velasquez



BAL Report 2404360  
 Client PM: Erin Munoz  
 Client Project: 885-3097-1



## Accuracy & Precision Summary

Batch: B241005  
 Lab Matrix: Water  
 Method: EPA 1638 Mod

Sample	Analyte	Native	Spike	Result	Units	REC & Limits	RPD & Limits
B241005-BS1	Blank Spike, (2401032) Ce		55.56	56.94	µg/L	102% 75-125	
B241005-DUP1	Duplicate, (2404360-04) Ce	4.694		5.012	µg/L		7% 20
B241005-MS1	Matrix Spike, (2404360-04) Ce	4.694	56.12	65.27	µg/L	108% 75-125	
B241005-MSD1	Matrix Spike Duplicate, (2404360-04) Ce	4.694	56.12	64.77	µg/L	107% 75-125	0.8% 20



Project ID: HLL-NM1901  
PM: Esther Velasquez



BAL Report 2404360  
Client PM: Erin Munoz  
Client Project: 885-3097-1



## Method Blanks & Reporting Limits

Batch: B240983  
Matrix: Water  
Method: EPA 1638 Mod  
Analyte: Ce

Sample	Result	Units	
B240983-BLK1	0.00005	µg/L	
B240983-BLK2	0.00006	µg/L	
B240983-BLK3	0.0001	µg/L	
B240983-BLK4	-0.0001	µg/L	
	<b>Average: 0.000</b>		<b>MDL: 0.004</b>
	<b>Limit: 0.044</b>		<b>MRL: 0.044</b>

Project ID: HLL-NM1901  
PM: Esther Velasquez



BAL Report 2404360  
Client PM: Erin Munoz  
Client Project: 885-3097-1



## Method Blanks & Reporting Limits

Batch: B241005  
Matrix: Water  
Method: EPA 1638 Mod  
Analyte: Ce

Sample	Result	Units
B241005-BLK1	0.0007	µg/L
B241005-BLK2	0.0005	µg/L
B241005-BLK3	0.0005	µg/L
B241005-BLK4	0.0004	µg/L

Average: 0.001  
Limit: 0.044

MDL: 0.004  
MRL: 0.044

Project ID: HLL-NM1901  
PM: Esther Velasquez



BAL Report 2404360  
Client PM: Erin Munoz  
Client Project: 885-3097-1



## Sample Containers

<b>Lab ID:</b> 2404360-01 <b>Sample:</b> NM-Site-Outfall Sample 5 (885-3097-5) <b>Des Container</b> A Client-Provided	<b>Size</b> 250mL	<b>Lot</b> n/a	<b>Report Matrix:</b> Water <b>Sample Type:</b> Sample <b>Preservation</b> 1mL HNO3 (Client)	<b>P-Lot</b> n/a	<b>Collected:</b> 04/14/2024 <b>Received:</b> 04/24/2024 <b>pH</b> <2 <b>Ship. Cont.</b> Cooler - 2404360
<b>Lab ID:</b> 2404360-02 <b>Sample:</b> NM-Site-Outfall Sample 6 (885-3097-6) <b>Des Container</b> A Client-Provided	<b>Size</b> 250mL	<b>Lot</b> n/a	<b>Report Matrix:</b> Water <b>Sample Type:</b> Sample <b>Preservation</b> 1mL HNO3 (Client)	<b>P-Lot</b> n/a	<b>Collected:</b> 04/15/2024 <b>Received:</b> 04/24/2024 <b>pH</b> <2 <b>Ship. Cont.</b> Cooler - 2404360
<b>Lab ID:</b> 2404360-03 <b>Sample:</b> NM-Site-Outfall Sample 7 (885-3097-7) <b>Des Container</b> A Client-Provided	<b>Size</b> 250mL	<b>Lot</b> n/a	<b>Report Matrix:</b> Water <b>Sample Type:</b> Sample <b>Preservation</b> 1mL HNO3 (Client)	<b>P-Lot</b> n/a	<b>Collected:</b> 04/16/2024 <b>Received:</b> 04/24/2024 <b>pH</b> <2 <b>Ship. Cont.</b> Cooler - 2404360
<b>Lab ID:</b> 2404360-04 <b>Sample:</b> NM-Site-Outfall Sample 8 (885-3097-8) <b>Des Container</b> A Client-Provided	<b>Size</b> 250mL	<b>Lot</b> n/a	<b>Report Matrix:</b> Water <b>Sample Type:</b> Sample <b>Preservation</b> 1mL HNO3 (Client)	<b>P-Lot</b> n/a	<b>Collected:</b> 04/17/2024 <b>Received:</b> 04/24/2024 <b>pH</b> <2 <b>Ship. Cont.</b> Cooler - 2404360

## Shipping Containers

### Cooler - 2404360

**Received:** April 24, 2024 14:50  
**Tracking No:** N/A via Courier  
**Coolant Type:** None  
**Temperature:** Ambient

**Description:** Cooler  
**Damaged in transit?** No  
**Returned to client?** No

**Custody seals present?** No  
**Custody seals intact?** No  
**COC present?** Yes

4901 Hawkins NE  
Albuquerque, NM 87109  
Phone: 505-345-3975 Fax: 505-345-4107

Chain of Custody Record



Client Information (Sub Contract Lab)

Client Contact: Shaw, Tiffany  
Lab P#: Shaw, Tiffany  
Carrier/Tracking Note(s):  
COC No.: 885-493-1  
Page: Page 1 of 1  
Job #: 885-3097-1  
Preservation Codes:  
Shipping/Receiving: Brook's Applied Labs LLC  
Due Date Requested: 4/29/2024  
TAT Requested (days):  
Address: 15300 Bothell Way NE,  
City: Lake Forest Park  
State, Zip: WA, 98155  
PO #: PO #  
W/O #: W/O #  
Email: Email:  
Project Name: Semi-Annual Wastewater Sampling  
Project #: 88501110  
Site: SSO#W#:

Sample ID (Lab ID)	Sample Date	Sample Time	Sample Type (C=Comp, G=grab)	Matrix (W=water, S=solid, O=wastewater, E=effluent, A=air)	Field Filtered Sample (Yes or No)	Perform MS/MSD (Yes or No)	SUB (Ce)/ Ce	Total Number of containers	Special Instructions/Note:
NM-Site-Outfall Sample 5 (885-3097-5)	4/14/24	09:00	Water	Water			X	1	See Attached Instructions
NM-Site-Outfall Sample 6 (885-3097-6)	4/15/24	09:00	Water	Water			X	1	See Attached Instructions
NM-Site-Outfall Sample 7 (885-3097-7)	4/16/24	09:00	Water	Water			X	1	See Attached Instructions
NM-Site-Outfall Sample 8 (885-3097-8)	4/17/24	09:00	Water	Water			X	1	See Attached Instructions

Relinquished by: [Signature]  
Date/Time: 4/23/24 1:55  
Company: WSS  
Relinquished by: [Signature]  
Date/Time: [Blank]  
Company: [Blank]

Custody Seals Intact:  Yes  No  
Custody Seal No.: 11 of 12

Primary Deliverable Rank: 2  
Special Instructions/QC Requirements:  
Method of Shipment:  
Date: [Blank]  
Time: [Blank]

Sample Disposal (A fee may be assessed if samples are retained longer than 1 month)  
 Return To Client  
 Disposal By Lab  
 Archive For [Blank] Months

Note: Since laboratory accreditations are subject to change, Eurofins Environment Testing South Central, LLC places the ownership of method, analyte & accreditation compliance upon our subcontractor laboratories. This sample shipment is forwarded under chain-of-custody. If the laboratory does not currently maintain accreditation in the State of Origin listed above for analysis/assessments being analyzed, the samples must be shipped back to the Eurofins Environment Testing South Central, LLC laboratory or other instructions will be provided. Any changes to accreditation status should be brought to Eurofins Environment Testing South Central, LLC attention immediately. If all requested accreditations are current to date, return the signed Chain of Custody attesting to said compliance to Eurofins Environment Testing South Central, LLC.

**ICOC No:**  
885-493


**Containers**

Count 4      Container Type Plastic 250ml - with Nitric Acid

Preservative  
Nitric Acid

**Subcontract Method Instructions**

Sample IDs	Method	Method Description	Method Comments
5, 6, 7, 8	SUBCONTRACT	SUB (Ce)/ Ce	Ce



# **ANATEK LABS**

Analytical Results Report For:

## **Eurofins Albuquerque**

Project Number:

**885-3097**

Anatek Work Order:

**MED0736**

Anatek Moscow - 1282 Alturas Drive - Moscow, ID 83843 - 208-883-2839 - moscow@anateklabs.com - FL NELAP E87893  
Anatek Spokane - 504 E Sprague Ste. D - Spokane, WA 99202 - 509-838-3999 - spokane@anateklabs.com - FL NELAP E871099  
Anatek Yakima - 4802 Tieton Drive - Yakima, WA 98908 - 509-225-9404 - yakima@anateklabs.com - FL NELAP E871190  
Anatek Wenatchee - 3019 Gs Center Rd - Wenatchee, WA 98801 - 509-701-8362

# Anatek Labs, Inc.

1282 Alturas Drive - Moscow, ID 83843 - (208) 883-2839 - email moscow@anateklabs.com  
504 E Sprague Ste. D - Spokane, WA 99202 - (509) 838-3999 - email spokane@anateklabs.com

**Client:** Eurofins Albuquerque  
**Address:** 4901 Hawkins NE Suite D  
Albuquerque, NM 87109  
**Attn:** Andy Freeman

**Work Order:** MED0736  
**Project:** 885-3097  
**Reported:** 5/15/2024 09:58

## Analytical Results Report

**Sample Location:** 885-3097-1 (NM-Site-Outfall Sample 1)  
**Lab/Sample Number:** MED0736-01 **Collect Date:** 04/14/24 09:00  
**Date Received:** 04/24/24 12:00 **Collected By:**  
**Matrix:** Water

Analyte	Result	Units	PQL	Analyzed	Analyst	Method	Qualifier
<b>Metals by ICP-MS</b>							
Gallium	ND	mg/L	0.00100	5/13/24 12:47	TEC	EPA 200.8	
Indium	0.00181	mg/L	0.00100	5/13/24 12:47	TEC	EPA 200.8	
Platinum	ND	mg/L	0.00100	5/13/24 12:47	TEC	EPA 200.8	



# Anatek Labs, Inc.

1282 Alturas Drive - Moscow, ID 83843 - (208) 883-2839 - email moscow@anateklabs.com  
504 E Sprague Ste. D - Spokane, WA 99202 - (509) 838-3999 - email spokane@anateklabs.com



Sample Location: 885-3097-2 (NM-Site-Outfall Sample 2)  
Lab/Sample Number: MED0736-02 Collect Date: 04/15/24 09:00  
Date Received: 04/24/24 12:00 Collected By:  
Matrix: Water

Analyte	Result	Units	PQL	Analyzed	Analyst	Method	Qualifier
<b>Metals by ICP-MS</b>							
Gallium	ND	mg/L	0.00100	5/13/24 12:50	TEC	EPA 200.8	
Indium	0.0251	mg/L	0.00100	5/13/24 12:50	TEC	EPA 200.8	
Platinum	ND	mg/L	0.00100	5/13/24 12:50	TEC	EPA 200.8	



# Anatek Labs, Inc.

1282 Alturas Drive - Moscow, ID 83843 - (208) 883-2839 - email moscow@anateklabs.com  
504 E Sprague Ste. D - Spokane, WA 99202 - (509) 838-3999 - email spokane@anateklabs.com

Sample Location: 885-3097-3 (NM-Site-Outfall Sample 3)  
Lab/Sample Number: MED0736-03 Collect Date: 04/16/24 09:00  
Date Received: 04/24/24 12:00 Collected By:  
Matrix: Water

Analyte	Result	Units	PQL	Analyzed	Analyst	Method	Qualifier
<b>Metals by ICP-MS</b>							
Gallium	ND	mg/L	0.00100	5/13/24 12:53	TEC	EPA 200.8	
Indium	0.00866	mg/L	0.00100	5/13/24 12:53	TEC	EPA 200.8	
Platinum	ND	mg/L	0.00100	5/13/24 12:53	TEC	EPA 200.8	



# Anatek Labs, Inc.

1282 Alturas Drive - Moscow, ID 83843 - (208) 883-2839 - email moscow@anateklabs.com  
504 E Sprague Ste. D - Spokane, WA 99202 - (509) 838-3999 - email spokane@anateklabs.com



Sample Location: 885-3097-4 (NM-Site-Outfall Sample 4)  
Lab/Sample Number: MED0736-04 Collect Date: 04/17/24 09:00  
Date Received: 04/24/24 12:00 Collected By:  
Matrix: Water

Analyte	Result	Units	PQL	Analyzed	Analyst	Method	Qualifier
<b>Metals by ICP-MS</b>							
Gallium	ND	mg/L	0.00100	5/13/24 12:57	TEC	EPA 200.8	
Indium	0.0128	mg/L	0.00100	5/13/24 12:57	TEC	EPA 200.8	
Platinum	ND	mg/L	0.00100	5/13/24 12:57	TEC	EPA 200.8	

# Anatek Labs, Inc.

1282 Alturas Drive - Moscow, ID 83843 - (208) 883-2839 - email moscow@anateklabs.com  
504 E Sprague Ste. D - Spokane, WA 99202 - (509) 838-3999 - email spokane@anateklabs.com

---

Authorized Signature,



Justin Doty For Todd Taruscio, Laboratory Manager

PQL      Practical Quantitation Limit  
ND        Not Detected  
MCL      EPA's Maximum Contaminant Level  
Dry       Sample results reported on a dry weight basis  
\*         Not a state-certified analyte

This report shall not be reproduced except in full, without the written approval of the laboratory  
The results reported related only to the samples indicated.



# Anatek Labs, Inc.

1282 Alturas Drive - Moscow, ID 83843 - (208) 883-2839 - email moscow@anateklabs.com  
 504 E Sprague Ste. D - Spokane, WA 99202 - (509) 838-3999 - email spokane@anateklabs.com



## Quality Control Data

### Metals by ICP-MS

Analyte	Result	Qual	Reporting Limit	Units	Spike Level	Source Result	%REC	%REC Limits	RPD	RPD Limit
---------	--------	------	-----------------	-------	-------------	---------------	------	-------------	-----	-----------

#### Batch: BEE0297 - ICP-MS

##### Blank (BEE0297-BLK1)

Prepared: 05/08/24 16:48- Analyzed: 05/13/24 12:37

Platinum	ND		0.00100	mg/L						
Indium	ND		0.00100	mg/L						
Gallium	ND		0.00100	mg/L						

##### LCS (BEE0297-BS1)

Prepared: 05/08/24 16:48- Analyzed: 05/13/24 12:43

Platinum	0.0520		0.00100	mg/L	0.0500		104	85-115		
Indium	0.0550		0.00100	mg/L	0.0500		110	85-115		
Gallium	0.0541		0.00100	mg/L	0.0500		108	85-115		

##### Matrix Spike (BEE0297-MS1)

Source: MED0736-04

Prepared: 05/08/24 16:48- Analyzed: 05/13/24 13:00

Platinum	0.0521		0.00100	mg/L	0.0500	ND	104	60-125		
Indium	0.0693		0.00100	mg/L	0.0500	0.0128	113	70-130		
Gallium	0.0512		0.00100	mg/L	0.0500	ND	102	70-130		

##### Matrix Spike Dup (BEE0297-MSD1)

Source: MED0736-04

Prepared: 05/08/24 16:48- Analyzed: 05/13/24 13:24

Platinum	0.0542		0.00100	mg/L	0.0500	ND	108	60-125	4.02	20
Indium	0.0719		0.00100	mg/L	0.0500	0.0128	118	70-130	3.60	20
Gallium	0.0530		0.00100	mg/L	0.0500	ND	106	70-130	3.55	20

**Chain of Custody Record**



<b>Client Information (Sub Contract Lab)</b>		Lab PI: Shaw, Tiffany	Carrier Tracking No(s):	COC No: 885-492.1
Client Contact:		E-Mail: tiffany.shaw@et.eurofinsus.com	State of Origin: New Mexico	Page: Page 1 of 1
Shipping/Receiving		Address: Anatek Labs Inc 1282 Alturas Dr., City: Moscow State, Zip: ID, 83843 Phone: Email: Project Name: Semi-Annual Wastewater Sampling Site: Project #: 88501110 SSOW#:	Accreditations Required (See note): NELAP - Oregon; State - New Mexico	Job #: 885-3097-1
Due Date Requested: 4/29/2024		Preservation Codes:		
TAT Requested (days):		<b>Analysis Requested</b>		

MED0736  
  
 Due: 05/08/24

Sample Identification - Client ID (Lab ID)	Sample Date	Sample Time	Sample Type (C=Comp, G=grab)	Matrix (W=water, S=solid, O=wastewat, A=Air)	Preservation Code:	Field Filtered Sample (Yes or No)	Perform MS/MSD (Yes or No)	Special Instructions/Note:
NM-Site-Outfall Sample 1 (885-3097-1)	4/14/24	09:00 Mountain		Water		X	X	See Attached Instructions
NM-Site-Outfall Sample 2 (885-3097-2)	4/15/24	09:00 Mountain		Water		X	X	See Attached Instructions
NM-Site-Outfall Sample 3 (885-3097-3)	4/16/24	09:00 Mountain		Water		X	X	See Attached Instructions
NM-Site-Outfall Sample 4 (885-3097-4)	4/17/24	09:00 Mountain		Water		X	X	See Attached Instructions
<b>Total Number</b>								

Note: Since laboratory accreditations are subject to change, Eurofins Environment Testing South Central, LLC places the ownership of method, analyte & accreditation compliance upon our subcontract laboratories. This sample shipment is forwarded under chain-of-custody. If the laboratory does not currently maintain accreditation in the State of Origin listed above for analysis/testing/matrix being analyzed, the samples must be shipped back to the Eurofins Environment Testing South Central, LLC laboratory or other instructions will be provided. Any changes to accreditation status should be brought to Eurofins Environment Testing South Central, LLC attention immediately. If all requested accreditations are current to date, return the signed Chain of Custody attesting to said compliance to Eurofins Environment Testing South Central, LLC.

**Possible Hazard Identification**  
 Unconfirmed  
 Deliverable Requested: I, II, III, IV, Other (specify) Primary Deliverable Rank: 2  
 Return To Client  
 Disposal By Lab  
 Months  
 Special Instructions/QC Requirements:  
 Sample Disposal (A fee may be assessed if samples are retained longer than 1 month)

Empty Kit Relinquished by: \_\_\_\_\_ Date: \_\_\_\_\_  
 Relinquished by: \_\_\_\_\_ Date/Time: 4/29/24 Company: \_\_\_\_\_  
 Relinquished by: \_\_\_\_\_ Date/Time: \_\_\_\_\_ Company: \_\_\_\_\_  
 Relinquished by: \_\_\_\_\_ Date/Time: \_\_\_\_\_ Company: \_\_\_\_\_  
 Custody Seal Intact:  Yes  No  
 Cooler Temperature(s) °C and Other Remarks:  
 Received by: TB Date/Time: 4/24/24 Company: \_\_\_\_\_  
 Received by: \_\_\_\_\_ Date/Time: \_\_\_\_\_ Company: \_\_\_\_\_  
 Received by: \_\_\_\_\_ Date/Time: \_\_\_\_\_ Company: \_\_\_\_\_


ICOC No:  
885-492

**Containers**

Count 4      Container Type Plastic 250ml - with Nitric Acid      Preservative Nitric Acid

**Subcontract Method Instructions**

Sample IDs	Method	Method Description	Method Comments
1, 2, 3, 4	SUBCONTRACT	SUB (200.8: Pt, Ga, In)/ 200.8: Pt, Ga, In	200.8: Pt, Ga, In



Anatek Labs, Inc.

### Sample Receipt and Preservation Form

Client Name: Eurofins

TAT: Normal RUSH: \_\_\_\_\_ days

Samples Received From: FedEx UPS USPS Client Courier Other: \_\_\_\_\_

Custody Seal on Cooler/Box: Yes No Custody Seals Intact: Yes No N/A

Number of Coolers/Boxes: 1 Type of Ice: Wet Ice Ice Packs Dry Ice None

Packing Material: Bubble Wrap Bags Foam/Peanuts Paper None Other: \_\_\_\_\_

Cooler Temp As Read (°C): 14.7°C Cooler Temp Corrected (°C): — Thermometer Used: IR-4 IR-5

Samples Received Intact? Yes No N/A  
 Chain of Custody Present/Complete? Yes No N/A  
 Labels and Chains Agree? Yes No N/A  
 Samples Received Within Hold Time? Yes No N/A  
 Correct Containers Received? Yes No N/A  
 Anatek Bottles Used? Yes No Unknown

Total Number of Sample Bottles Received: 4

Samples Properly Preserved? Yes No N/A  
*If No, record preservation and pH-after details*

VOC Vials Free of Headspace (<6mm)? Yes No N/A

VOC Trip Blanks Present? Yes No N/A

#### Comments:


Initial pH:		pH Paper ID:	
<2	or	IR-4	IR-5

Record preservatives (and lot numbers, if known) for containers below:

Correct Containers Received?	<u>Yes</u>	No	N/A
<u>P250 HNC<sub>3</sub> (P, GA, In) TB 4/24/24</u>			
Total Number of Sample Bottles			
Initial pH			
pH Paper ID			

Notes, comments, etc. (also use this space if contacting the client - record names and date/time)


Received/Inspected By: TB Date/Time: 4/24/24 11:00



# Chain-of-Custody Record

Client: \_\_\_\_\_

Turn-Around Time:  Standard  Rush

Project Name: \_\_\_\_\_

Semi-Annual Wastewater Sampling

Project #: \_\_\_\_\_

Semi-Annual Wastewater Sampling

Project Manager: \_\_\_\_\_

Lauren Gomez

Custody Seals Intact:  Yes  No

Sampler: \_\_\_\_\_

On Ice:  Yes  No

# of Coolers: 1 *month*

Cooler Temp (including CF): 9.2 ± 0.2

Date	Time	Matrix	Sample Name	Container Type and #	Preservative Type	HEAL No.
4/14/2024	9:00:00 AM	AQ	NM-Site-Outfall Sample 1	Plastic	HNO3	1
4/15/2024	9:00:00 AM	AQ	NM-Site-Outfall Sample 2	Plastic	HNO3	2
4/16/2024	9:00:00 AM	AQ	NM-Site-Outfall Sample 3	Plastic	HNO3	3
4/17/2024	9:00:00 AM	AQ	NM-Site-Outfall Sample 4	Plastic	HNO3	4
4/14/2024	9:00:00 AM	AQ	NM-Site-Outfall Sample 5	Plastic	HNO3	5
4/15/2024	9:00:00 AM	AQ	NM-Site-Outfall Sample 6	Plastic	HNO3	6
4/16/2024	9:00:00 AM	AQ	NM-Site-Outfall Sample 7	Plastic	HNO3	7
4/17/2024	9:00:00 AM	AQ	NM-Site-Outfall Sample 8	Plastic	HNO3	8

Date: 4/17/24 Time: 4:50 P

Date: \_\_\_\_\_ Time: \_\_\_\_\_

Relinquished by: K CURBAN


Relinquished by: \_\_\_\_\_

Received by: \_\_\_\_\_ Date: 4/17/24

Received by: \_\_\_\_\_ Date: \_\_\_\_\_

Via: \_\_\_\_\_

Via: \_\_\_\_\_




**HALL ENVIRONMENTAL ANALYSIS LABORATORY**

www.hallenvironmental.com

4901 Hawkins NE - Albuquerque, NM 87105

Tel 505-345-3975 Fax 505-345-4107

885-3097 COC



**Analysis Request**

TPH,8015D(GRO / DRO / MRO)	
8081 Pesticides/8082 PCB's	
EDB (Method 504 1)	
PAHs by 8310 or 8270SIMS	
RCRA 8 Metals	
Cl, F, Br, NO <sub>3</sub> , NO <sub>2</sub> , PO <sub>4</sub> , SO <sub>4</sub>	
8260 (VOA)	
8270 (Semi-VOA)	
Total Coliform (Present/Absent)	
E200.8 Metals: Indium	X
E200.8 Metals: Gallium	X
E200.8 Metals: Platinum	X
E1638. Cerium	X

Remarks: \_\_\_\_\_

Sample Type: Wastewater Composite

If necessary, samples submitted to Hall Environmental may be subcontracted to other accredited laboratories. This serves as notice of this possibility. Any sub-contracted data will be clearly notated on the analyt





## Login Sample Receipt Checklist

Client: Intel Corporation

Job Number: 885-3097-1

Login Number: 3097

List Source: Eurofins Albuquerque

List Number: 1

Creator: Alderette, Joseph

Question	Answer	Comment
Radioactivity wasn't checked or is $\leq$ background as measured by a survey meter.	N/A	
The cooler's custody seal, if present, is intact.	True	
Sample custody seals, if present, are intact.	True	
The cooler or samples do not appear to have been compromised or tampered with.	True	
Samples were received on ice.	True	
Cooler Temperature is acceptable.	True	
Cooler Temperature is recorded.	True	
COC is present.	True	
COC is filled out in ink and legible.	True	
COC is filled out with all pertinent information.	True	
Is the Field Sampler's name present on COC?	False	Refer to Job Narrative for details.
There are no discrepancies between the containers received and the COC.	True	
Samples are received within Holding Time (excluding tests with immediate HTs)	True	
Sample containers have legible labels.	True	
Containers are not broken or leaking.	True	
Sample collection date/times are provided.	True	
Appropriate sample containers are used.	True	
Sample bottles are completely filled.	True	
Sample Preservation Verified.	True	
There is sufficient vol. for all requested analyses, incl. any requested MS/MSDs	True	
Containers requiring zero headspace have no headspace or bubble is $<6\text{mm}$ (1/4").	True	
Multiphasic samples are not present.	True	
Samples do not require splitting or compositing.	True	
Residual Chlorine Checked.	N/A	



**ATTACHMENT C**  
**Site Outfall Flow Meter Calibration Records**

### Intel Flix NM Site Outfall Flow Meter Calibration

Date: <u>02/09/2024</u>	<u>Conducted by:</u> C. Kelsey, M. Mortensen, B. Kirchherr
<u>Purpose:</u> To calibrate the Flix NM Site Outfall Flow per the 1413_MAX_45_Flix procedure. The calibration procedure aligns with the Flow Meter Installation and Operation Guide and the Radar Level Transmitter Installation and Operation Manual.	
<u>Ultrasonic Calibration (Primary Unit):</u>  As-Found Level: 1.005 ft.  As-Left Level: 1.000 ft.	
<u>Radar Calibration (Backup Unit):</u>  As-Found Level: 0.901 ft.  As-Left Level: 1.002 ft.	
<u>Notes:</u> none.	

